



Rig Mass Flow Rate Calculations

Please Enter Parameters in highlighted boxes below

Engine Data File		
Ambient Conditions		
Air Temperature	5	[C]
Atmospheric Pressure	975	[mBar]
Air Humidity	95	[%]
Viper Engine Parameters		
Engine Air Intake Mass Flow	18.7	[Kg/s]
Butane Flow Rate	1732	[Ltr/h]
Engine Speed	12150	[RPM]
ETC	650	[C]
Gas Delivery System Data File		
Gas Delivery System		
Mixed Gas (Fuel) Mass Flow rate		[Kg/s]
Oxygen Mass Flow rate		[Kg/s]

Please do not change anything in this box

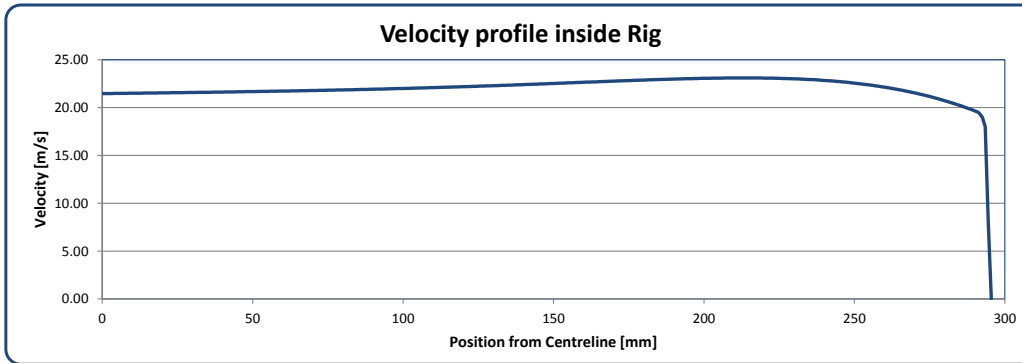
Test Date and Time = 29.04.2015 15:11:04.6

Calculated Parameters		
Air density	1.217898	[Kg/m ³]
Liquid Butane density	584	[Kg/m ³]
Butane mass Flow rate	0.280969	[Kg/s]
Air Fuel Ratio	79.23263	[]
Calculated Exhaust gas properties (Reaction Engines)		
Exhaust products density	0.389	[Kg/m ³]
Pitot Traverse Results		
Rig Gas flow rate - Integrated	2.341684	[Kg/s]
Total Rig Mass flow	2.341684	[Kg/s]
Rig Gas Temperature as read from TC 11		
Gas Temperature	516	[C]

Bruce Ewan to fill in

Note

Manual for viper 201 gives figures for fuel flow rate to be as follows at maximum power					
Fuel Flow	2035	lb/hr	to	2920	lb/hr
	925	Kg/hr		1327.273	Kg/hr
	1156.25	ltr/hr		1659.091	ltr/hr



Data Acquisition Parameters

Sampling Rate	1000	[Hz]
No of samples recorded	100	Samples
Averaged samples sampling	10	[Hz]
Pitot Traverse speed	7	[mm/s]
Distance Travelled every 0.1	0.7	[mm]

Averaged Pitot dp

0.929058368

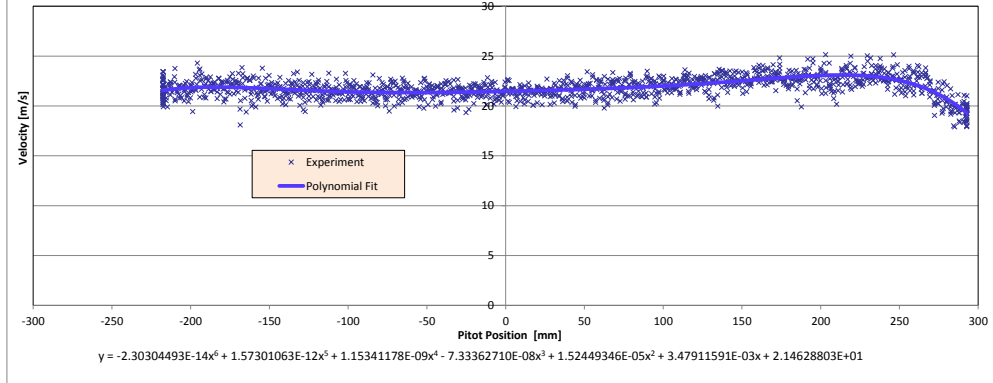
Average Vel 21.8290133 [m/s]

Raw Data from CSV File

Date and time [dd:mm:yyyy hh:mm:ss.ms]	Pitot Position from rig centre [mm]	TC11 - Pitot [deg C]	Pitot dP [mBar]	O2 %
29.04.2015 15:11:04.6	-217.33	508.6	1.0205	16.25
29.04.2015 15:11:04.7	-217.34	508.6	1.0658	16.17
29.04.2015 15:11:04.8	-217.39	508.5	0.8778	16.43
29.04.2015 15:11:04.9	-217.4	508.6	0.9497	16.3
29.04.2015 15:11:05.0	-217.36	508.6	0.9086	16.13
29.04.2015 15:11:05.1	-217.39	508.7	0.8938	16.19
29.04.2015 15:11:05.2	-217.39	508.7	1.0097	16.4
29.04.2015 15:11:05.3	-217.37	508.8	1.0664	16.2
29.04.2015 15:11:05.4	-217.36	509	0.9461	16.14
29.04.2015 15:11:05.5	-217.4	509.1	0.8113	16.32
29.04.2015 15:11:05.6	-217.38	509	0.8057	16.3
29.04.2015 15:11:05.7	-217.4	509.1	0.806	16.2
29.04.2015 15:11:05.8	-217.39	509.2	0.9932	16.17
29.04.2015 15:11:05.9	-217.38	509.2	0.9886	16.3
29.04.2015 15:11:06.0	-217.35	509.2	0.8306	16.27
29.04.2015 15:11:06.1	-217.4	509.2	0.8544	16.3
29.04.2015 15:11:06.2	-217.35	509.3	0.7956	16.14
29.04.2015 15:11:06.3	-217.35	509.3	0.7715	16.29
29.04.2015 15:11:06.4	-215.57	509.2	0.886	16.18
29.04.2015 15:11:06.5	-215.39	509.3	0.9015	16.29
29.04.2015 15:11:06.6	-215.39	509.3	0.9334	16.2
29.04.2015 15:11:06.7	-214.71	509.3	0.7713	16.24
29.04.2015 15:11:06.8	-212.7	509.4	0.9217	16.09
29.04.2015 15:11:06.9	-212.78	509.4	0.9554	16.11
29.04.2015 15:11:07.0	-212.82	509.5	0.8655	16.11
29.04.2015 15:11:07.1	-211.83	509.6	0.889	16.23
29.04.2015 15:11:07.2	-209.81	509.6	0.8303	16.12
29.04.2015 15:11:07.3	-209.89	509.6	0.8185	16.12
29.04.2015 15:11:07.4	-210.05	509.6	0.9067	16.22
29.04.2015 15:11:07.5	-208.67	509.6	0.8979	16.26
29.04.2015 15:11:07.6	-206.88	509.6	0.9482	16.12
29.04.2015 15:11:07.7	-206.98	509.6	0.8404	16.01
29.04.2015 15:11:07.8	-206.48	509.6	0.8611	16.17
29.04.2015 15:11:07.9	-203.89	509.5	0.9418	16.15
29.04.2015 15:11:08.0	-204.06	509.5	0.8178	16.1
29.04.2015 15:11:08.1	-204.05	509.6	0.9073	16.08
29.04.2015 15:11:08.2	-203.38	509.6	0.9638	16.08
29.04.2015 15:11:08.3	-201.36	509.5	0.8859	16.12
29.04.2015 15:11:08.4	-201.35	509.5	0.8113	16.06
29.04.2015 15:11:08.5	-201.38	509.5	0.9342	16.02
29.04.2015 15:11:08.6	-199.54	509.5	0.9515	16.16
29.04.2015 15:11:08.7	-198.97	509.4	0.9008	16.13
29.04.2015 15:11:08.8	-198.72	509.3	0.7355	16.09
29.04.2015 15:11:08.9	-198.85	509.3	0.9093	16.12
29.04.2015 15:11:09.0	-196.58	509.3	0.9029	16.09
29.04.2015 15:11:09.1	-196.11	509.2	0.9544	16.09
29.04.2015 15:11:09.2	-195.76	509.1	1.1484	16.05
29.04.2015 15:11:09.3	-194.45	509.1	1.0856	16.13
29.04.2015 15:11:09.4	-192.9	509.1	1.0466	16.2
29.04.2015 15:11:09.5	-193.04	509.1	0.914	16.09
29.04.2015 15:11:09.6	-192.83	509.2	0.9943	16.1
29.04.2015 15:11:09.7	-191.49	509.2	0.8451	16.18
29.04.2015 15:11:09.8	-190.32	509.2	0.8419	16.25
29.04.2015 15:11:09.9	-190.43	509.2	0.9604	16.08
29.04.2015 15:11:10.0	-190.27	509.3	1.0027	16.07
29.04.2015 15:11:10.1	-187.27	509.3	0.8979	16.07
29.04.2015 15:11:10.2	-187.36	509.3	0.9633	16.17
29.04.2015 15:11:10.3	-187.39	509.3	1.0211	16.13
29.04.2015 15:11:10.4	-187.07	509.4	0.8929	16.21

Calculated Velocity [m/s]
22.9058653
23.4087409
21.2440828
22.0970051
21.6135728
21.4368205
22.7843359
23.4153291
22.0550841
20.423536
20.3529272
20.356716
22.5974041
22.5450135
20.6650357
20.9590125
20.224956
19.9162772
21.3430783
21.5289606
21.9065555
19.9136955
21.7688251
22.1632179
21.0947185
21.3791817
20.6613034
20.5139616
21.5909626
21.4859313
22.0795477
20.7865885
21.0410298
22.0049071
20.5051878
21.5981052
22.2604356
21.3418738
20.423536
21.9159413
22.1179358
21.5206005
19.4460562
21.6218969
21.545671
22.1516159
24.2989098
23.6251794
23.1969327
21.6777047
22.6099143
20.8446328
20.8051309
22.221368
22.7052195
21.4859313
22.2546607
22.912598
21.4260251

Raw Data Plot with Polynomial fit on Calculated Velocity



29.04.2015 15:11:10.5	-184.71	509.4	0.9757	16.18	22.3974383
29.04.2015 15:11:10.6	-184.94	509.3	0.9073	16.33	21.5981052
29.04.2015 15:11:10.7	-184.77	509.3	0.9392	16.21	21.974512
29.04.2015 15:11:10.8	-182.14	509.4	1.0086	16.21	22.7719216
29.04.2015 15:11:10.9	-181.85	509.4	0.9418	16.44	22.0049071
29.04.2015 15:11:11.0	-182.11	509.4	1.009	16.31	22.7764367
29.04.2015 15:11:11.1	-181.17	509.4	0.8708	16.21	21.159208
29.04.2015 15:11:11.2	-178.94	509.4	0.81	16.2	20.4071664
29.04.2015 15:11:11.3	-179.36	509.5	0.9147	16.32	21.6860042
29.04.2015 15:11:11.4	-179.44	509.4	0.9751	16.23	22.3905507
29.04.2015 15:11:11.5	-178.45	509.5	0.8334	16.24	20.6998379
29.04.2015 15:11:11.6	-176.43	509.5	0.9754	16.22	22.3939948
29.04.2015 15:11:11.7	-176.72	509.5	0.8917	16.32	21.4116226
29.04.2015 15:11:11.8	-176.62	509.5	0.9909	16.21	22.571224
29.04.2015 15:11:11.9	-173.46	509.4	1.0513	16.15	23.24896
29.04.2015 15:11:12.0	-173.68	509.4	0.954	16.24	22.1469734
29.04.2015 15:11:12.1	-173.68	509.4	0.9633	16.33	22.2546607
29.04.2015 15:11:12.2	-172.63	509.4	0.942	16.15	22.0072435
29.04.2015 15:11:12.3	-170.91	509.4	0.9637	16.14	22.2592807
29.04.2015 15:11:12.4	-171.08	509.4	0.9733	16.23	22.3698751
29.04.2015 15:11:12.5	-171.12	509.3	0.8996	16.33	21.5062614
29.04.2015 15:11:12.6	-169.79	509.3	0.8881	16.09	21.3683571
29.04.2015 15:11:12.7	-168.32	509.4	0.8201	16.23	20.5340021
29.04.2015 15:11:12.8	-168.49	509.5	0.6366	16.22	18.0914558
29.04.2015 15:11:12.9	-168.57	509.4	0.7531	16.23	19.6773459
29.04.2015 15:11:13.0	-165.63	509.4	0.9255	16.17	21.8136534
29.04.2015 15:11:13.1	-165.55	509.4	0.9078	16.2	21.6040556
29.04.2015 15:11:13.2	-165.6	509.3	0.839	16.23	20.7692674
29.04.2015 15:11:13.3	-164.68	509.1	0.7322	16.23	19.4023824
29.04.2015 15:11:13.4	-162.34	509	0.9896	16.18	22.5564131
29.04.2015 15:11:13.5	-162.55	508.9	0.9952	16.18	22.6201448
29.04.2015 15:11:13.6	-162.62	508.8	0.9911	16.23	22.5735018
29.04.2015 15:11:13.7	-161.6	508.6	0.8723	16.24	21.1774241
29.04.2015 15:11:13.8	-159.81	508.6	0.9134	16.16	21.6705883
29.04.2015 15:11:13.9	-159.99	508.6	1.0088	16.13	22.7741792
29.04.2015 15:11:14.0	-160.2	508.5	1.0291	16.27	23.0021794
29.04.2015 15:11:14.1	-157.59	508.5	0.858	16.2	21.0031213
29.04.2015 15:11:14.2	-156.91	508.5	1.0105	16.12	22.7933603
29.04.2015 15:11:14.3	-157.02	508.5	0.8726	16.17	21.1810654
29.04.2015 15:11:14.4	-157.1	508.5	0.8315	16.33	20.6762285
29.04.2015 15:11:14.5	-154.66	508.5	0.9041	16.2	21.5599839
29.04.2015 15:11:14.6	-154.44	508.6	0.9162	16.25	21.7037781
29.04.2015 15:11:14.7	-154.47	508.6	1.1	16.25	23.7813519
29.04.2015 15:11:14.8	-152.37	508.5	1.0095	16.36	22.7820793
29.04.2015 15:11:14.9	-151.49	508.5	0.9182	16.17	21.7274541
29.04.2015 15:11:15.0	-151.47	508.5	0.9004	16.18	21.5158219
29.04.2015 15:11:15.1	-151.34	508.6	0.8162	16.16	20.4851191
29.04.2015 15:11:15.2	-148.85	508.5	0.8748	16.3	21.2077495
29.04.2015 15:11:15.3	-149.12	508.5	0.9466	16.19	22.0609112
29.04.2015 15:11:15.4	-148.85	508.6	0.93	16.14	21.8666207
29.04.2015 15:11:15.5	-148.59	508.6	0.9724	16.21	22.3595301
29.04.2015 15:11:15.6	-146.34	508.5	0.9156	16.38	21.6966703
29.04.2015 15:11:15.7	-146.33	508.4	0.8615	16.22	21.0459163
29.04.2015 15:11:15.8	-146.29	508.5	0.927	16.2	21.8313235
29.04.2015 15:11:15.9	-143.53	508.5	0.9152	16.27	21.6919304
29.04.2015 15:11:16.0	-143.51	508.5	0.9347	16.28	21.9218054
29.04.2015 15:11:16.1	-143.35	508.5	1.0164	16.19	22.8598052
29.04.2015 15:11:16.2	-143.32	508.6	0.9344	16.21	21.9182871
29.04.2015 15:11:16.3	-140.87	508.6	0.8397	16.32	20.7779298
29.04.2015 15:11:16.4	-141.1	508.6	0.891	16.2	21.4032167
29.04.2015 15:11:16.5	-140.68	508.7	0.9231	16.17	21.7853516
29.04.2015 15:11:16.6	-139.69	508.7	0.9634	16.23	22.2558158
29.04.2015 15:11:16.7	-137.73	508.7	0.9886	16.42	22.5450135
29.04.2015 15:11:16.8	-137.98	508.7	0.8364	16.17	20.7370612
29.04.2015 15:11:16.9	-137.8	508.8	0.8758	16.23	21.2198675
29.04.2015 15:11:17.0	-136.64	508.9	0.8324	16.22	20.6874153
29.04.2015 15:11:17.1	-135.12	508.9	0.8928	16.37	21.4248252
29.04.2015 15:11:17.2	-135.33	508.9	0.9675	16.03	22.3031232
29.04.2015 15:11:17.3	-134.58	509	1.0512	16.29	23.2478542
29.04.2015 15:11:17.4	-132.21	509	1.0663	16.32	23.4142312
29.04.2015 15:11:17.5	-132.27	508.9	0.9474	16.34	22.0702314

29.04.2015 15:11:17.6	-132.42	508.9	0.8951	16.28	21.4524044
29.04.2015 15:11:17.7	-130.63	509	0.783	16.18	20.0641644
29.04.2015 15:11:17.8	-129.76	509	0.8638	16.23	21.0739913
29.04.2015 15:11:17.9	-129.84	508.8	0.927	16.26	21.8313235
29.04.2015 15:11:18.0	-128.8	508.7	0.9389	16.24	21.9710022
29.04.2015 15:11:18.1	-126.91	508.7	0.8839	16.15	21.3177696
29.04.2015 15:11:18.2	-127.25	508.7	0.735	16.36	19.4394452
29.04.2015 15:11:18.3	-127.42	508.6	0.8069	16.26	20.3680783
29.04.2015 15:11:18.4	-124.9	508.6	0.8561	16.21	20.9798532
29.04.2015 15:11:18.5	-124.47	508.6	0.9539	16.25	22.1458127
29.04.2015 15:11:18.6	-124.69	508.6	0.8901	16.31	21.3924043
29.04.2015 15:11:18.7	-124.73	508.5	0.8228	16.21	20.5677762
29.04.2015 15:11:18.8	-122.15	508.5	0.8519	16.25	20.9283267
29.04.2015 15:11:18.9	-121.98	508.5	0.9047	16.31	21.5671368
29.04.2015 15:11:19.0	-122	508.5	0.9417	16.34	22.0037389
29.04.2015 15:11:19.1	-120.23	508.5	0.8252	16.23	20.5977511
29.04.2015 15:11:19.2	-118.79	508.5	0.993	16.1	22.5951288
29.04.2015 15:11:19.3	-119.13	508.5	0.8553	16.17	20.9700484
29.04.2015 15:11:19.4	-119.01	508.5	0.97	16.24	22.33192
29.04.2015 15:11:19.5	-117.3	508.5	0.7839	16.11	20.0756922
29.04.2015 15:11:19.6	-116.39	508.6	0.8199	16.13	20.5314982
29.04.2015 15:11:19.7	-116.47	508.7	0.868	16.24	21.1251626
29.04.2015 15:11:19.8	-116.16	508.5	0.8402	16.24	20.784115
29.04.2015 15:11:19.9	-113.38	508.5	0.8236	16.29	20.5777727
29.04.2015 15:11:20.0	-113.48	508.6	0.9804	16.17	22.4513184
29.04.2015 15:11:20.1	-113.53	508.6	0.9486	16.34	22.0842044
29.04.2015 15:11:20.2	-112.34	508.4	0.8241	16.23	20.5840181
29.04.2015 15:11:20.3	-110.87	508.3	0.893	16.34	21.4272248
29.04.2015 15:11:20.4	-110.87	508.4	0.8759	16.25	21.2210789
29.04.2015 15:11:20.5	-110.95	508.4	0.9154	16.34	21.6943005
29.04.2015 15:11:20.6	-108.18	508.2	0.886	16.24	21.3430783
29.04.2015 15:11:20.7	-107.88	508.2	0.821	16.28	20.5452663
29.04.2015 15:11:20.8	-107.82	508.3	0.9072	16.29	21.5969149
29.04.2015 15:11:20.9	-107.4	508.3	1.001	16.38	22.6859639
29.04.2015 15:11:21.0	-105.86	508.2	0.8896	16.28	21.386395
29.04.2015 15:11:21.1	-105.67	508.2	0.878	16.25	21.2465028
29.04.2015 15:11:21.2	-105.71	508.2	0.9518	16.29	22.1214223
29.04.2015 15:11:21.3	-103.54	508.2	0.8737	16.35	21.1944116
29.04.2015 15:11:21.4	-102.87	508.2	0.897	16.2	21.4751605
29.04.2015 15:11:21.5	-102.69	508.2	0.9116	16.11	21.6492251
29.04.2015 15:11:21.6	-102.4	508.2	0.8253	16.23	20.5989992
29.04.2015 15:11:21.7	-99.67	508.1	0.8282	16.32	20.6351586
29.04.2015 15:11:21.8	-100.04	508.1	0.8694	16.16	21.1421921
29.04.2015 15:11:21.9	-99.74	508.2	0.836	16.12	20.732102
29.04.2015 15:11:22.0	-98.61	508.2	0.8297	16.32	20.6538369
29.04.2015 15:11:22.1	-97.54	508.1	0.9408	16.33	21.9932217
29.04.2015 15:11:22.2	-97.68	508	0.8655	16.16	21.0947185
29.04.2015 15:11:22.3	-96.79	508.2	0.856	16.12	20.9786279
29.04.2015 15:11:22.4	-94.42	508.2	0.812	16.17	20.4323449
29.04.2015 15:11:22.5	-94.7	508	0.9596	16.26	22.2118799
29.04.2015 15:11:22.6	-94.79	507.9	0.9076	16.13	21.6016756
29.04.2015 15:11:22.7	-92.74	508	0.935	16.17	21.9253231
29.04.2015 15:11:22.8	-92.07	508	0.813	16.25	20.4449226
29.04.2015 15:11:22.9	-92.23	507.8	0.935	16.28	21.9253231
29.04.2015 15:11:23.0	-90.93	507.8	0.9187	16.17	21.7333691
29.04.2015 15:11:23.1	-89.27	507.9	0.9052	16.25	21.5730957
29.04.2015 15:11:23.2	-89.5	507.9	0.9263	16.33	21.8230792
29.04.2015 15:11:23.3	-89.62	507.9	0.8192	16.3	20.5227318
29.04.2015 15:11:23.4	-88.05	507.9	0.9326	16.24	21.8971656
29.04.2015 15:11:23.5	-86.71	507.9	0.9686	16.37	22.3157984
29.04.2015 15:11:23.6	-87.04	508	0.8532	16.33	20.9442889
29.04.2015 15:11:23.7	-87.06	508	0.8975	16.25	21.481145
29.04.2015 15:11:23.8	-84.27	508	1.0386	16.2	23.1081063
29.04.2015 15:11:23.9	-84.34	508	0.8442	16.42	20.8335304
29.04.2015 15:11:24.0	-84.26	508	0.8	16.36	20.2808051
29.04.2015 15:11:24.1	-82.34	508	0.8102	16.3	20.4096857
29.04.2015 15:11:24.2	-81.22	508.1	0.7787	16.24	20.0089954
29.04.2015 15:11:24.3	-81.47	508.1	0.805	16.38	20.3440839
29.04.2015 15:11:24.4	-81.17	507.9	0.8731	16.34	21.1871329
29.04.2015 15:11:24.5	-78.72	507.8	0.9026	16.27	21.5420913
29.04.2015 15:11:24.6	-78.83	507.9	0.8706	16.2	21.156778

29.04.2015 15:11:24.7	-78.81	507.9	0.8869	16.33	21.3539157
29.04.2015 15:11:24.8	-76.57	507.7	0.8585	16.32	21.0092402
29.04.2015 15:11:24.9	-76.21	507.7	0.8255	16.32	20.6014949
29.04.2015 15:11:25.0	-76.14	507.8	0.8441	16.17	20.8322965
29.04.2015 15:11:25.1	-76.24	507.9	0.7786	16.27	20.0077106
29.04.2015 15:11:25.2	-73.92	507.8	0.7388	16.3	19.4896321
29.04.2015 15:11:25.3	-73.6	507.8	0.9212	16.37	21.7629198
29.04.2015 15:11:25.4	-73.55	507.9	0.8621	16.25	21.0532438
29.04.2015 15:11:25.5	-72.94	507.8	1.0014	16.34	22.6904961
29.04.2015 15:11:25.6	-70.89	507.7	0.865	16.25	21.0886244
29.04.2015 15:11:25.7	-70.97	507.7	0.9692	16.21	22.3227091
29.04.2015 15:11:25.8	-70.74	507.8	0.7766	16.29	19.981997
29.04.2015 15:11:25.9	-68.09	507.8	0.7941	16.34	20.2058812
29.04.2015 15:11:26.0	-68.22	507.7	0.9299	16.28	21.865445
29.04.2015 15:11:26.1	-67.98	507.7	0.8303	16.18	20.6613034
29.04.2015 15:11:26.2	-66.97	507.7	0.9179	16.28	21.7239044
29.04.2015 15:11:26.3	-65.33	507.6	0.9054	16.31	21.5754788
29.04.2015 15:11:26.4	-65.54	507.6	0.8049	16.25	20.3428202
29.04.2015 15:11:26.5	-65.38	507.7	0.8338	16.07	20.7048049
29.04.2015 15:11:26.6	-64.13	507.7	0.8297	16.27	20.6538369
29.04.2015 15:11:26.7	-62.81	507.7	0.9363	16.28	21.94056
29.04.2015 15:11:26.8	-63	507.7	0.8361	16.16	20.7333419
29.04.2015 15:11:26.9	-62.18	507.8	0.9137	16.12	21.6741468
29.04.2015 15:11:27.0	-59.76	507.9	0.9343	16.21	21.9171143
29.04.2015 15:11:27.1	-59.93	507.7	0.875	16.24	21.2101736
29.04.2015 15:11:27.2	-59.96	507.7	0.8668	16.19	21.1105549
29.04.2015 15:11:27.3	-58.08	507.8	0.8998	16.12	21.5086519
29.04.2015 15:11:27.4	-57.38	507.8	0.8744	16.23	21.2029003
29.04.2015 15:11:27.5	-57.46	507.7	0.855	16.26	20.9663704
29.04.2015 15:11:27.6	-57.16	507.7	0.9088	16.16	21.6159515
29.04.2015 15:11:27.7	-54.65	507.8	0.8461	16.25	20.8569618
29.04.2015 15:11:27.8	-54.84	507.7	0.9003	16.16	21.5146271
29.04.2015 15:11:27.9	-54.85	507.7	0.7719	16.29	19.9214395
29.04.2015 15:11:28.0	-53.24	507.6	0.8538	16.16	20.951652
29.04.2015 15:11:28.1	-51.57	507.6	0.8273	16.36	20.6239435
29.04.2015 15:11:28.2	-51.98	507.5	0.9202	16.31	21.7511043
29.04.2015 15:11:28.3	-51.91	507.4	0.7603	16.32	19.7711847
29.04.2015 15:11:28.4	-49.3	507.4	0.8966	16.19	21.4703718
29.04.2015 15:11:28.5	-49.34	507.4	0.8901	16.36	21.3924043
29.04.2015 15:11:28.6	-49.22	507.3	0.7879	16.36	20.1268471
29.04.2015 15:11:28.7	-48.52	507.3	0.9046	16.27	21.5659448
29.04.2015 15:11:28.8	-46.37	507.3	0.8295	16.01	20.6513474
29.04.2015 15:11:28.9	-46.68	507.4	0.8937	16.25	21.4356213
29.04.2015 15:11:29.0	-46.64	507.3	0.9453	16.31	22.0457575
29.04.2015 15:11:29.1	-44.48	507.3	0.7762	16.26	19.9768504
29.04.2015 15:11:29.2	-43.65	507.4	0.8634	16.16	21.0691114
29.04.2015 15:11:29.3	-43.74	507.4	0.8723	16.31	21.1774241
29.04.2015 15:11:29.4	-43.43	507.3	0.9298	16.34	21.8642693
29.04.2015 15:11:29.5	-40.88	507.2	0.8071	16.21	20.3706023
29.04.2015 15:11:29.6	-41.09	507.3	0.7955	16.25	20.2236849
29.04.2015 15:11:29.7	-41.14	507.3	0.883	16.33	21.3069138
29.04.2015 15:11:29.8	-39.83	507.1	0.8707	16.26	21.157993
29.04.2015 15:11:29.9	-38.36	507.1	0.9558	16.19	22.1678569
29.04.2015 15:11:30.0	-38.53	507.1	0.8773	16.2	21.2380316
29.04.2015 15:11:30.1	-38.6	507.1	0.9585	16.24	22.1991454
29.04.2015 15:11:30.2	-36	507.1	0.8888	16.29	21.3767767
29.04.2015 15:11:30.3	-35.89	507.1	0.8808	16.21	21.2803541
29.04.2015 15:11:30.4	-35.88	507.2	0.9821	16.26	22.4707751
29.04.2015 15:11:30.5	-35.03	507.2	0.8838	16.31	21.3165637
29.04.2015 15:11:30.6	-32.89	507.2	0.9201	16.19	21.7499224
29.04.2015 15:11:30.7	-32.93	507.2	0.8162	16.1	20.4851191
29.04.2015 15:11:30.8	-32.81	507.3	0.7466	16.25	19.5922444
29.04.2015 15:11:30.9	-30.26	507.2	0.9279	16.32	21.8419186
29.04.2015 15:11:31.0	-30.49	507.2	0.762	16.27	19.7932761
29.04.2015 15:11:31.1	-30.38	507.3	0.8236	16.13	20.5777727
29.04.2015 15:11:31.2	-29.17	507.3	0.8973	16.36	21.4787514
29.04.2015 15:11:31.3	-27.72	507.2	0.9238	15.97	21.7936101
29.04.2015 15:11:31.4	-27.89	507.1	0.8579	16.14	21.0018973
29.04.2015 15:11:31.5	-27.21	507.2	0.8318	16.34	20.6799581
29.04.2015 15:11:31.6	-25.13	507.2	0.8549	16.33	20.9651443
29.04.2015 15:11:31.7	-25.34	507.1	0.8271	16.3	20.6214504

29.04.2015 15:11:31.8	-25.21	507.1	0.7273	16.32	19.3373515
29.04.2015 15:11:31.9	-23.4	507.2	0.752	16.23	19.66297
29.04.2015 15:11:32.0	-22.71	507.3	0.862	16.36	21.0520227
29.04.2015 15:11:32.1	-22.87	507.2	0.9478	16.31	22.0748901
29.04.2015 15:11:32.2	-21.58	507.1	0.9167	16.25	21.7096995
29.04.2015 15:11:32.3	-19.88	507.2	0.8883	16.24	21.370763
29.04.2015 15:11:32.4	-20.22	507.2	0.7973	16.34	20.2465523
29.04.2015 15:11:32.5	-20.23	507.1	0.9618	16.27	22.2373271
29.04.2015 15:11:32.6	-17.8	507.1	0.8462	16.22	20.8581942
29.04.2015 15:11:32.7	-17.42	507.1	0.9453	16.28	22.0457575
29.04.2015 15:11:32.8	-17.55	507.1	0.8747	16.36	21.2065373
29.04.2015 15:11:32.9	-16.32	507	0.919	16.32	21.7369173
29.04.2015 15:11:33.0	-14.67	507	0.8623	16.24	21.0556857
29.04.2015 15:11:33.1	-14.98	507	0.9229	16.33	21.7829914
29.04.2015 15:11:33.2	-14.93	506.9	0.864	16.27	21.0764309
29.04.2015 15:11:33.3	-12.42	506.9	0.9494	16.09	22.0935147
29.04.2015 15:11:33.4	-12.31	507	0.8522	16.02	20.9320114
29.04.2015 15:11:33.5	-12.34	507.1	0.8968	16.24	21.4727663
29.04.2015 15:11:33.6	-12.21	507	0.7871	16.35	20.1166265
29.04.2015 15:11:33.7	-9.78	506.9	0.9525	16.18	22.1295554
29.04.2015 15:11:33.8	-9.66	507.1	0.8398	16.16	20.7791669
29.04.2015 15:11:33.9	-9.78	507.2	0.9091	16.3	21.6195189
29.04.2015 15:11:34.0	-7.39	507	0.7933	16.22	20.1957006
29.04.2015 15:11:34.1	-6.83	506.9	0.8258	16.21	20.6052381
29.04.2015 15:11:34.2	-6.74	507.1	0.8728	16.17	21.1834926
29.04.2015 15:11:34.3	-6.4	507.2	0.834	16.26	20.7072879
29.04.2015 15:11:34.4	-4.14	507.1	0.8239	16.25	20.5815202
29.04.2015 15:11:34.5	-4.13	507.1	0.8242	16.27	20.5852669
29.04.2015 15:11:34.6	-4.07	507.2	0.8499	16.22	20.9037456
29.04.2015 15:11:34.7	-2.69	507.3	0.808	16.15	20.3819568
29.04.2015 15:11:34.8	-1.72	507.3	0.8775	16.16	21.2404523
29.04.2015 15:11:34.9	-1.49	507.3	0.8942	16.25	21.4416168
29.04.2015 15:11:35.0	-1.62	507.5	0.861	16.25	21.039808
29.04.2015 15:11:35.1	1.45	507.6	0.998	16.31	22.6519434
29.04.2015 15:11:35.2	1.19	507.6	0.9885	16.17	22.5438732
29.04.2015 15:11:35.3	1.47	507.7	0.8143	16.17	20.4612619
29.04.2015 15:11:35.4	2.3	507.7	0.8066	16.32	20.3642915
29.04.2015 15:11:35.5	4.12	507.7	0.9151	16.34	21.6907453
29.04.2015 15:11:35.6	3.81	507.7	0.8749	16.26	21.2089616
29.04.2015 15:11:35.7	4.02	507.8	0.8981	16.11	21.4883241
29.04.2015 15:11:35.8	6.06	507.9	0.8836	16.28	21.3141516
29.04.2015 15:11:35.9	6.52	507.8	0.7733	16.31	19.9394972
29.04.2015 15:11:36.0	6.49	507.8	0.8553	16.24	20.9700484
29.04.2015 15:11:36.1	7.19	507.9	0.8196	16.2	20.5277416
29.04.2015 15:11:36.2	9.66	508	0.9353	16.34	21.9288403
29.04.2015 15:11:36.3	9.41	507.8	0.8138	16.33	20.4549791
29.04.2015 15:11:36.4	9.27	507.8	0.8739	16.24	21.1968373
29.04.2015 15:11:36.5	11.22	507.9	0.8434	16.17	20.8236567
29.04.2015 15:11:36.6	12.04	507.9	0.8253	16.2	20.5989992
29.04.2015 15:11:36.7	11.93	507.8	0.7947	16.22	20.2135133
29.04.2015 15:11:36.8	12.2	507.8	0.9425	16.23	22.0130833
29.04.2015 15:11:36.9	14.85	507.9	0.8622	16.17	21.0544648
29.04.2015 15:11:37.0	14.59	507.9	0.9676	16.27	22.3042758
29.04.2015 15:11:37.1	14.39	507.9	0.8141	16.24	20.458749
29.04.2015 15:11:37.2	16.1	507.9	0.9063	16.17	21.5861995
29.04.2015 15:11:37.3	17.84	508	0.8845	16.21	21.3250037
29.04.2015 15:11:37.4	17.41	508.1	0.784	16.26	20.0769727
29.04.2015 15:11:37.5	17.48	508.1	0.7854	16.25	20.0948906
29.04.2015 15:11:37.6	20.04	508.2	0.8784	16.11	21.251342
29.04.2015 15:11:37.7	20.14	508.3	0.8024	16.33	20.3112035
29.04.2015 15:11:37.8	20.19	508.4	0.9241	16.36	21.7971485
29.04.2015 15:11:37.9	20.76	508.4	0.8909	16.34	21.4020156
29.04.2015 15:11:38.0	23.12	508.4	0.7876	16.18	20.123015
29.04.2015 15:11:38.1	22.66	508.5	0.8675	16.32	21.1190773
29.04.2015 15:11:38.2	22.76	508.4	0.8977	16.26	21.4835383
29.04.2015 15:11:38.3	24.78	508.4	0.859	16.3	21.0153573
29.04.2015 15:11:38.4	25.75	508.5	0.9063	16.2	21.5861995
29.04.2015 15:11:38.5	25.73	508.5	0.888	16.3	21.367154
29.04.2015 15:11:38.6	25.95	508.3	0.9134	16.3	21.6705883
29.04.2015 15:11:38.7	28.4	508.3	0.8959	16.2	21.4619889
29.04.2015 15:11:38.8	28.35	508.4	0.7896	16.16	20.1485486

29.04.2015 15:11:38.9	28.31	508.4	0.8529	16.29	20.9406064
29.04.2015 15:11:39.0	29.47	508.2	0.8577	16.2	20.9994491
29.04.2015 15:11:39.1	30.95	508.2	0.877	16.19	21.2344
29.04.2015 15:11:39.2	30.9	508.3	0.8021	16.12	20.3074062
29.04.2015 15:11:39.3	30.79	508.3	0.8763	16.31	21.2259239
29.04.2015 15:11:39.4	33.63	508.2	0.9098	16.22	21.6278408
29.04.2015 15:11:39.5	33.93	508.2	0.8618	16.17	21.0495803
29.04.2015 15:11:39.6	33.94	508.3	0.8538	16.31	20.951652
29.04.2015 15:11:39.7	34.4	508.3	0.9049	16.35	21.5695205
29.04.2015 15:11:39.8	35.99	508.3	0.8351	16.3	20.7209393
29.04.2015 15:11:39.9	36.11	508.3	0.8335	16.15	20.7010798
29.04.2015 15:11:40.0	36.26	508.4	0.8128	16.33	20.4424077
29.04.2015 15:11:40.1	39.1	508.3	0.8159	16.35	20.481354
29.04.2015 15:11:40.2	38.88	508.3	0.8203	16.17	20.5365058
29.04.2015 15:11:40.3	39.11	508.4	0.847	16.18	20.8680516
29.04.2015 15:11:40.4	40.16	508.4	0.9129	16.27	21.6646562
29.04.2015 15:11:40.5	41.77	508.5	0.8553	16.32	20.9700484
29.04.2015 15:11:40.6	41.48	508.5	0.9032	16.23	21.5492501
29.04.2015 15:11:40.7	42.14	508.6	0.8066	16.2	20.3642915
29.04.2015 15:11:40.8	44.34	508.7	0.7888	16.33	20.138339
29.04.2015 15:11:40.9	44.09	508.6	0.8617	16.39	21.0483591
29.04.2015 15:11:41.0	44.12	508.6	0.7751	16.25	19.9626901
29.04.2015 15:11:41.1	45.88	508.8	0.9251	16.28	21.808939
29.04.2015 15:11:41.2	46.84	508.8	0.952	16.33	22.1237464
29.04.2015 15:11:41.3	46.7	508.7	0.861	16.32	21.039808
29.04.2015 15:11:41.4	47.66	508.6	0.8398	16.22	20.7791669
29.04.2015 15:11:41.5	49.6	508.7	0.8717	16.21	21.1701395
29.04.2015 15:11:41.6	49.27	508.8	0.8511	16.19	20.9184977
29.04.2015 15:11:41.7	49.21	508.6	0.9243	16.26	21.7995071
29.04.2015 15:11:41.8	51.49	508.6	0.9524	16.18	22.1283937
29.04.2015 15:11:41.9	51.99	508.6	0.9396	16.24	21.9791909
29.04.2015 15:11:42.0	51.81	508.7	1.0672	16.26	23.4241104
29.04.2015 15:11:42.1	53.14	508.6	0.8583	16.25	21.0067929
29.04.2015 15:11:42.2	54.75	508.6	0.859	16.2	21.0153573
29.04.2015 15:11:42.3	54.53	508.7	0.9067	16.37	21.5909626
29.04.2015 15:11:42.4	54.93	508.6	0.9016	16.33	21.5301546
29.04.2015 15:11:42.5	57.18	508.7	0.8069	16.18	20.3680783
29.04.2015 15:11:42.6	57.16	508.8	0.8237	16.14	20.5790219
29.04.2015 15:11:42.7	57.02	508.9	0.9231	16.3	21.7853516
29.04.2015 15:11:42.8	58.85	508.9	0.9289	16.34	21.853685
29.04.2015 15:11:42.9	59.7	508.9	0.8385	16.21	20.7630778
29.04.2015 15:11:43.0	59.76	509	0.9272	16.2	21.8336784
29.04.2015 15:11:43.1	59.73	509.2	0.9945	16.31	22.6121882
29.04.2015 15:11:43.2	62.38	509.1	0.8217	16.28	20.5540231
29.04.2015 15:11:43.3	62.03	509.1	0.8379	16.31	20.7556478
29.04.2015 15:11:43.4	62.33	509.3	0.8705	16.24	21.1555629
29.04.2015 15:11:43.5	62.58	509.4	0.7616	16.35	19.7880803
29.04.2015 15:11:43.6	64.96	509.4	0.8515	16.27	20.9234128
29.04.2015 15:11:43.7	64.83	509.5	0.786	16.28	20.1025648
29.04.2015 15:11:43.8	64.96	509.7	0.8039	16.24	20.3301794
29.04.2015 15:11:43.9	67.54	509.8	0.8445	16.37	20.8372319
29.04.2015 15:11:44.0	67.54	509.7	0.9543	16.23	22.1504554
29.04.2015 15:11:44.1	67.88	509.7	0.9709	16.22	22.3422778
29.04.2015 15:11:44.2	68.49	509.9	0.9571	16.2	22.1829273
29.04.2015 15:11:44.3	70.52	509.9	0.9175	16.26	21.7191705
29.04.2015 15:11:44.4	70.27	509.9	0.992	16.22	22.5837487
29.04.2015 15:11:44.5	70.49	510	0.8326	16.22	20.6899004
29.04.2015 15:11:44.6	72.3	510	1.0072	16.2	22.7561116
29.04.2015 15:11:44.7	72.92	509.9	0.8989	16.26	21.4978925
29.04.2015 15:11:44.8	72.77	509.9	0.8163	16.23	20.4863739
29.04.2015 15:11:44.9	73.31	509.8	0.927	16.11	21.8313235
29.04.2015 15:11:45.0	76.03	509.9	0.8791	16.31	21.259808
29.04.2015 15:11:45.1	75.89	509.8	0.8322	16.34	20.6849299
29.04.2015 15:11:45.2	75.88	509.8	0.8652	16.23	21.0910622
29.04.2015 15:11:45.3	77.35	509.9	0.8576	16.2	20.9982249
29.04.2015 15:11:45.4	78.65	510	0.8574	16.24	20.9957763
29.04.2015 15:11:45.5	78.44	509.9	0.9494	16.27	22.0935147
29.04.2015 15:11:45.6	78.33	509.8	0.9547	16.16	22.1550971
29.04.2015 15:11:45.7	81.09	510	0.8273	16.09	20.6239435
29.04.2015 15:11:45.8	81.04	510	0.868	16.22	21.1251626
29.04.2015 15:11:45.9	80.97	509.8	0.89	16.24	21.3912026

29.04.2015 15:11:46.0	82.13	509.7	0.9809	16.23	22.4570427
29.04.2015 15:11:46.1	84.38	509.8	0.8967	16.18	21.4715691
29.04.2015 15:11:46.2	83.92	509.8	0.8684	16.4	21.1300296
29.04.2015 15:11:46.3	83.73	509.7	0.855	16.18	20.9663704
29.04.2015 15:11:46.4	86.19	509.7	0.8554	16.33	20.9712743
29.04.2015 15:11:46.5	86.69	509.7	0.8511	16.24	20.9184977
29.04.2015 15:11:46.6	86.53	509.7	0.9394	16.38	21.9768516
29.04.2015 15:11:46.7	86.91	509.7	0.9835	16.25	22.4867856
29.04.2015 15:11:46.8	89.52	509.7	0.8481	16.25	20.8815979
29.04.2015 15:11:46.9	89.13	509.8	0.8483	16.25	20.8840599
29.04.2015 15:11:47.0	89.2	509.8	0.8806	16.32	21.2779379
29.04.2015 15:11:47.1	90.82	509.8	0.9813	16.23	22.4616211
29.04.2015 15:11:47.2	92.29	509.9	0.9345	16.16	21.91946
29.04.2015 15:11:47.3	92.08	509.9	0.9625	16.32	22.2454178
29.04.2015 15:11:47.4	92.14	509.7	0.9738	16.34	22.3756202
29.04.2015 15:11:47.5	94.79	509.7	0.9865	16.25	22.5210556
29.04.2015 15:11:47.6	94.74	509.9	0.8495	16.14	20.8988259
29.04.2015 15:11:47.7	94.7	509.9	0.7928	16.26	20.1893352
29.04.2015 15:11:47.8	95.71	509.8	0.8031	16.33	20.3200611
29.04.2015 15:11:47.9	97.41	509.9	0.879	16.25	21.2585987
29.04.2015 15:11:48.0	97.36	510.1	0.8932	16.16	21.4296242
29.04.2015 15:11:48.1	97.68	510.1	0.8398	16.32	20.7791669
29.04.2015 15:11:48.2	100.37	510	0.9846	16.28	22.4993573
29.04.2015 15:11:48.3	100.31	510	0.9917	16.32	22.5803336
29.04.2015 15:11:48.4	100.44	510.1	1.0277	16.21	22.9865279
29.04.2015 15:11:48.5	100.65	510.2	0.9121	16.34	21.6551614
29.04.2015 15:11:48.6	102.48	510.1	0.9279	16.26	21.8419186
29.04.2015 15:11:48.7	102.59	510.1	0.9332	16.29	21.9042084
29.04.2015 15:11:48.8	102.53	510.2	0.9334	16.07	21.9065555
29.04.2015 15:11:48.9	105.36	510.2	0.9246	16.43	21.8030445
29.04.2015 15:11:49.0	105.37	510.2	0.8841	16.07	21.3201813
29.04.2015 15:11:49.1	105.59	510.3	1.0066	16.33	22.7493326
29.04.2015 15:11:49.2	106.33	510.4	0.9168	16.25	21.7108836
29.04.2015 15:11:49.3	108.16	510.4	0.9129	16.61	21.6646562
29.04.2015 15:11:49.4	107.96	510.4	1.0013	16.24	22.6893631
29.04.2015 15:11:49.5	108.37	510.4	0.9145	16.15	21.6836332
29.04.2015 15:11:49.6	110.72	510.4	0.8861	16.21	21.3442828
29.04.2015 15:11:49.7	110.62	510.3	0.8706	16.29	21.156778
29.04.2015 15:11:49.8	110.49	510.3	0.9894	16.26	22.5541337
29.04.2015 15:11:49.9	112.95	510.4	1.0346	16.22	23.0635648
29.04.2015 15:11:50.0	113.27	510.5	0.9993	16.36	22.6666919
29.04.2015 15:11:50.1	113.21	510.3	0.9855	16.32	22.509638
29.04.2015 15:11:50.2	113.67	510.2	0.9798	16.27	22.4444473
29.04.2015 15:11:50.3	116.09	510.4	0.8954	16.17	21.4559991
29.04.2015 15:11:50.4	115.78	510.4	1.0332	16.31	23.0479549
29.04.2015 15:11:50.5	115.71	510.3	0.9994	16.34	22.667826
29.04.2015 15:11:50.6	117.55	510.3	0.943	16.28	22.0189215
29.04.2015 15:11:50.7	118.55	510.5	0.9311	16.24	21.8795487
29.04.2015 15:11:50.8	118.29	510.5	0.9457	16.29	22.0504213
29.04.2015 15:11:50.9	118.35	510.4	0.9523	16.2	22.127232
29.04.2015 15:11:51.0	121.21	510.5	0.9092	16.3	21.620708
29.04.2015 15:11:51.1	121.05	510.5	0.9309	16.26	21.8771988
29.04.2015 15:11:51.2	120.87	510.6	0.9361	16.31	21.9382166
29.04.2015 15:11:51.3	122.08	510.6	0.9879	16.2	22.5370304
29.04.2015 15:11:51.4	124.21	510.7	1.0256	16.19	22.9630305
29.04.2015 15:11:51.5	123.89	510.8	1.0106	16.23	22.7944881
29.04.2015 15:11:51.6	123.8	510.8	0.9639	16.37	22.2615904
29.04.2015 15:11:51.7	126.23	510.8	0.9742	16.14	22.3802153
29.04.2015 15:11:51.8	126.65	510.9	1.0025	16.04	22.702955
29.04.2015 15:11:51.9	126.39	510.9	0.8975	16.29	21.481145
29.04.2015 15:11:52.0	127.16	510.9	0.8872	16.27	21.357527
29.04.2015 15:11:52.1	129.17	510.9	0.865	16.1	21.0886244
29.04.2015 15:11:52.2	129.07	511.1	0.8347	16.13	20.7159762
29.04.2015 15:11:52.3	129.06	511.2	0.9127	16.13	21.6622829
29.04.2015 15:11:52.4	131.28	511.1	0.9899	16.23	22.5598319
29.04.2015 15:11:52.5	132.05	511.2	0.9644	16.16	22.2673635
29.04.2015 15:11:52.6	132.14	511.4	0.8236	16.08	20.5777727
29.04.2015 15:11:52.7	132.3	511.4	0.8424	16.16	20.811308
29.04.2015 15:11:52.8	134.72	511.3	0.9668	16.18	22.2950535
29.04.2015 15:11:52.9	134.57	511.4	0.8663	16.21	21.1044653
29.04.2015 15:11:53.0	134.69	511.6	0.777	16.19	19.9871424

29.04.2015 15:11:53.1	135.95	511.5	1.0123	16.25	22.8136522
29.04.2015 15:11:53.2	137.15	511.4	0.9291	16.24	21.8560375
29.04.2015 15:11:53.3	137.3	511.4	1.0201	16.21	22.9013757
29.04.2015 15:11:53.4	137.37	511.5	1.0812	16.24	23.5772536
29.04.2015 15:11:53.5	140	511.5	1.049	16.24	23.2235144
29.04.2015 15:11:53.6	139.96	511.5	0.9517	16.21	22.1202602
29.04.2015 15:11:53.7	140.31	511.5	0.9298	16.26	21.8642693
29.04.2015 15:11:53.8	141	511.6	0.8866	16.25	21.3503039
29.04.2015 15:11:53.9	142.88	511.5	0.9426	16.36	22.0142511
29.04.2015 15:11:54.0	142.45	511.5	1.075	16.17	23.5095561
29.04.2015 15:11:54.1	143.1	511.5	1.0075	16.08	22.7595004
29.04.2015 15:11:54.2	145.38	511.6	1.0274	16.29	22.9831726
29.04.2015 15:11:54.3	145.27	511.5	1.0652	16.34	23.4021509
29.04.2015 15:11:54.4	145.32	511.5	0.9383	16.25	21.9639808
29.04.2015 15:11:54.5	146.65	511.5	0.9746	16.15	22.3848094
29.04.2015 15:11:54.6	147.94	511.5	1.0611	16.28	23.3570696
29.04.2015 15:11:54.7	147.91	511.4	0.9808	16.35	22.4558979
29.04.2015 15:11:54.8	148.37	511.3	0.9851	16.19	22.5050694
29.04.2015 15:11:54.9	150.73	511.5	0.9834	16.26	22.4856424
29.04.2015 15:11:55.0	150.47	511.5	0.9247	16.29	21.8042235
29.04.2015 15:11:55.1	150.51	511.3	0.8786	16.32	21.2537612
29.04.2015 15:11:55.2	152.19	511.3	0.9786	16.26	22.4306988
29.04.2015 15:11:55.3	153.24	511.5	0.9504	16.2	22.1051472
29.04.2015 15:11:55.4	153.06	511.6	0.894	16.28	21.4392188
29.04.2015 15:11:55.5	153.82	511.5	0.9781	16.26	22.4249677
29.04.2015 15:11:55.6	155.93	511.5	0.9607	16.22	22.2246071
29.04.2015 15:11:55.7	155.72	511.6	0.9972	16.22	22.6428626
29.04.2015 15:11:55.8	155.62	511.7	0.9775	16.29	22.4180885
29.04.2015 15:11:55.9	157.6	511.6	1.1056	16.16	23.8418094
29.04.2015 15:11:56.0	158.48	511.6	0.9971	16.12	22.6417273
29.04.2015 15:11:56.1	158.33	511.7	1.081	16.19	23.5750729
29.04.2015 15:11:56.2	159.41	511.7	1.0648	16.27	23.3977566
29.04.2015 15:11:56.3	160.86	511.7	1.022	16.14	22.9226934
29.04.2015 15:11:56.4	160.94	511.7	1.0236	16.1	22.9406298
29.04.2015 15:11:56.5	160.78	511.8	1.1012	16.22	23.79432
29.04.2015 15:11:56.6	163.36	511.8	1.017	16.34	22.8665515
29.04.2015 15:11:56.7	163.22	511.7	1.0754	16.25	23.5139296
29.04.2015 15:11:56.8	163.57	511.8	0.9913	16.21	22.5757793
29.04.2015 15:11:56.9	164.14	511.8	0.948	16.2	22.077219
29.04.2015 15:11:57.0	166.24	511.7	1.0281	16.37	22.9910008
29.04.2015 15:11:57.1	166	511.6	0.9858	16.11	22.5130639
29.04.2015 15:11:57.2	166.02	511.8	0.9523	16.04	22.127232
29.04.2015 15:11:57.3	168.21	511.8	0.979	16.22	22.4352825
29.04.2015 15:11:57.4	169	511.5	0.9946	16.29	22.613325
29.04.2015 15:11:57.5	168.86	511.5	1.0444	16.15	23.1725394
29.04.2015 15:11:57.6	169.41	511.6	0.9779	16.13	22.4226749
29.04.2015 15:11:57.7	171.66	511.7	1.0574	16.14	23.3163116
29.04.2015 15:11:57.8	171.42	511.6	1.0367	16.12	23.0869598
29.04.2015 15:11:57.9	171.6	511.6	0.9028	16.16	21.5444778
29.04.2015 15:11:58.0	173.17	511.7	1.0165	16.16	22.8609297
29.04.2015 15:11:58.1	174.08	511.7	1.1005	16.31	23.7867562
29.04.2015 15:11:58.2	173.94	511.6	1.066	16.18	23.4109372
29.04.2015 15:11:58.3	174.22	511.6	1.0044	16.19	22.7244588
29.04.2015 15:11:58.4	177.25	511.7	1.002	16.24	22.6972927
29.04.2015 15:11:58.5	176.93	511.6	0.998	16.33	22.6519434
29.04.2015 15:11:58.6	176.94	511.5	1.0075	16.16	22.7595004
29.04.2015 15:11:58.7	178.19	511.5	0.9471	16.21	22.0667368
29.04.2015 15:11:58.8	179.8	511.5	0.9512	16.31	22.1144487
29.04.2015 15:11:58.9	179.59	511.5	0.9173	16.31	21.7168031
29.04.2015 15:11:59.0	179.59	511.5	0.937	16.16	21.9487601
29.04.2015 15:11:59.1	181.9	511.6	1.0737	16.02	23.4953367
29.04.2015 15:11:59.2	182.19	511.6	0.9591	16.17	22.2060924
29.04.2015 15:11:59.3	182.24	511.4	1.0253	16.23	22.9596718
29.04.2015 15:11:59.4	182.79	511.5	1.0385	16.12	23.1069938
29.04.2015 15:11:59.5	185.56	511.5	1.0512	16.14	23.2478542
29.04.2015 15:11:59.6	185.13	511.5	0.819	16.18	20.5202264
29.04.2015 15:11:59.7	185.09	511.3	0.9161	16.19	21.7025936
29.04.2015 15:11:59.8	186.89	511.4	0.9598	16.23	22.2141945
29.04.2015 15:11:59.9	187.9	511.6	1.0011	16.08	22.687097
29.04.2015 15:12:00.0	187.77	511.7	0.7712	16.23	19.9124046
29.04.2015 15:12:00.1	188.37	511.6	1.0069	16.21	22.7527224

29.04.2015 15:12:00.2	190.71	511.8	1.0859	16.33	23.6284435
29.04.2015 15:12:00.3	190.53	512	0.9955	16.17	22.6235539
29.04.2015 15:12:00.4	190.24	512.1	0.8841	16.23	21.3201813
29.04.2015 15:12:00.5	192.27	512.1	1.0337	16.2	23.0535311
29.04.2015 15:12:00.6	193.08	512.2	0.9211	16.24	21.7617386
29.04.2015 15:12:00.7	192.94	512.3	0.9473	16.19	22.0690666
29.04.2015 15:12:00.8	194.2	512.2	0.9923	16.33	22.5871634
29.04.2015 15:12:00.9	195.49	512.3	0.918	16.2	21.7250877
29.04.2015 15:12:01.0	195.7	512.4	0.9745	16.18	22.383661
29.04.2015 15:12:01.1	196.08	512.5	1.02	16.25	22.9002531
29.04.2015 15:12:01.2	198.29	512.5	1.0431	16.39	23.1581131
29.04.2015 15:12:01.3	197.96	512.6	1.0352	16.19	23.0702515
29.04.2015 15:12:01.4	198.17	512.7	0.9312	16.17	21.8807236
29.04.2015 15:12:01.5	199.77	512.8	0.9884	16.21	22.5427329
29.04.2015 15:12:01.6	200.75	512.7	0.8768	16.3	21.2319786
29.04.2015 15:12:01.7	200.63	512.7	0.9196	16.2	21.744012
29.04.2015 15:12:01.8	201.73	512.9	1.0389	16.16	23.1114434
29.04.2015 15:12:01.9	203.5	513.1	0.9278	16.18	21.8407416
29.04.2015 15:12:02.0	203.2	513	0.8796	16.17	21.265853
29.04.2015 15:12:02.1	203.29	513.1	0.9894	16.14	22.5541337
29.04.2015 15:12:02.2	205.46	513.3	1.1483	16.14	24.2978518
29.04.2015 15:12:02.3	205.86	513.5	0.9422	16.17	22.0095796
29.04.2015 15:12:02.4	205.73	513.4	0.9607	16.18	22.2246071
29.04.2015 15:12:02.5	206.45	513.5	0.9152	16.18	21.6919304
29.04.2015 15:12:02.6	208.87	513.7	0.8968	16.16	21.4727663
29.04.2015 15:12:02.7	208.26	513.9	0.8825	16.16	21.3008804
29.04.2015 15:12:02.8	208.33	513.9	0.8364	16.18	20.7370612
29.04.2015 15:12:02.9	210.14	514	0.7924	16.16	20.1842414
29.04.2015 15:12:03.0	211.1	514.2	0.902	16.15	21.5349301
29.04.2015 15:12:03.1	210.97	514.3	1.0178	16.25	22.8755435
29.04.2015 15:12:03.2	211.04	514.3	0.9873	16.04	22.5301854
29.04.2015 15:12:03.3	214.25	514.5	0.9538	15.96	22.1446518
29.04.2015 15:12:03.4	213.88	514.6	0.8907	16.21	21.3996132
29.04.2015 15:12:03.5	213.96	514.6	1.0188	16.22	22.8867784
29.04.2015 15:12:03.6	214.91	514.6	1.0378	16.16	23.0992049
29.04.2015 15:12:03.7	216.8	514.8	0.9591	16.05	22.2060924
29.04.2015 15:12:03.8	216.51	514.9	0.9584	16.26	22.1979874
29.04.2015 15:12:03.9	216.58	514.8	1.0932	16.28	23.707732
29.04.2015 15:12:04.0	218.81	514.8	1.1456	16.22	24.2692692
29.04.2015 15:12:04.1	219.25	515	1.2154	16.1	24.9976863
29.04.2015 15:12:04.2	219.15	515.2	1.0532	16.22	23.2699592
29.04.2015 15:12:04.3	219.72	515	0.9128	16.25	21.6634695
29.04.2015 15:12:04.4	222.26	515	0.9949	16.14	22.6167352
29.04.2015 15:12:04.5	222.16	515.4	1.0505	16.17	23.2401125
29.04.2015 15:12:04.6	222	515.4	0.9364	16.23	21.9417317
29.04.2015 15:12:04.7	223.69	515.4	0.9828	16.16	22.4787818
29.04.2015 15:12:04.8	224.82	515.4	0.9693	16.05	22.3238607
29.04.2015 15:12:04.9	224.77	515.6	0.9835	16.15	22.4867856
29.04.2015 15:12:05.0	225.61	515.6	0.9594	16.24	22.2095651
29.04.2015 15:12:05.1	227.29	515.5	0.9565	16.19	22.175973
29.04.2015 15:12:05.2	227.41	515.6	1.0553	16.19	23.2931469
29.04.2015 15:12:05.3	227.38	515.7	1.0308	16.24	23.0211705
29.04.2015 15:12:05.4	229.33	515.7	1.0276	16.32	22.9854095
29.04.2015 15:12:05.5	229.72	515.8	1.0107	16.18	22.7956159
29.04.2015 15:12:05.6	229.96	515.9	1.0235	16.19	22.9395091
29.04.2015 15:12:05.7	231.22	515.9	0.9645	16.28	22.2685179
29.04.2015 15:12:05.8	232.59	515.9	1.0095	16.26	22.7820793
29.04.2015 15:12:05.9	232.33	516	1.0459	16.09	23.189174
29.04.2015 15:12:06.0	233.17	516.1	0.9885	16.17	22.5438732
29.04.2015 15:12:06.1	235.17	516.1	1.0283	16.37	22.993237
29.04.2015 15:12:06.2	234.96	516.1	1.1243	16.35	24.0425929
29.04.2015 15:12:06.3	234.84	516.1	1.0489	16.32	23.2224074
29.04.2015 15:12:06.4	236.95	516.3	1.0568	16.17	23.3096955
29.04.2015 15:12:06.5	237.6	516.4	1.0769	16.27	23.5303228
29.04.2015 15:12:06.6	237.56	516.3	1.1066	16.26	23.8525893
29.04.2015 15:12:06.7	238.71	516.3	1.1015	16.18	23.797561
29.04.2015 15:12:06.8	240.47	516.5	0.9987	16.16	22.6598861
29.04.2015 15:12:06.9	240.13	516.5	0.991	16.23	22.5723629
29.04.2015 15:12:07.0	239.93	516.4	0.9848	16.28	22.5016423
29.04.2015 15:12:07.1	242.56	516.4	0.9137	16.24	21.6741468
29.04.2015 15:12:07.2	242.94	516.4	1.0306	16.15	23.0189371

29.04.2015 15:12:07.3	242.66	516.3	0.9475	16.26	22.0713962
29.04.2015 15:12:07.4	243.23	516.3	1.0602	16.19	23.347162
29.04.2015 15:12:07.5	245.64	516.2	1.1008	16.13	23.7899981
29.04.2015 15:12:07.6	245.38	516.2	1.0266	16.17	22.9742227
29.04.2015 15:12:07.7	245.34	516.2	1.0012	16.31	22.6882301
29.04.2015 15:12:07.8	247.05	516.1	0.8725	16.22	21.1798517
29.04.2015 15:12:07.9	248.11	516.1	0.9877	16.08	22.5347489
29.04.2015 15:12:08.0	247.88	516.1	0.9246	16.23	21.8030445
29.04.2015 15:12:08.1	248.14	516	1.0043	16.23	22.7233275
29.04.2015 15:12:08.2	250.84	516	0.9934	16.18	22.5996792
29.04.2015 15:12:08.3	250.97	516.2	0.9938	16.12	22.6042287
29.04.2015 15:12:08.4	250.88	516.2	0.9669	16.32	22.2962065
29.04.2015 15:12:08.5	252.06	516.1	1.0616	16.31	23.362572
29.04.2015 15:12:08.6	253.59	516.2	0.9728	16.15	22.3641285
29.04.2015 15:12:08.7	253.54	516.3	1.0179	16.15	22.8766672
29.04.2015 15:12:08.8	253.48	516.4	1.0777	16.13	23.5390612
29.04.2015 15:12:08.9	255.88	516.3	1.0097	16.23	22.7843359
29.04.2015 15:12:09.0	256.04	516.3	1.1182	16.14	23.9772814
29.04.2015 15:12:09.1	256.19	516.5	1.0969	16.23	23.7478182
29.04.2015 15:12:09.2	256.76	516.5	0.9022	16.02	21.5373174
29.04.2015 15:12:09.3	259.19	516.5	0.8662	16.27	21.1032472
29.04.2015 15:12:09.4	259.03	516.5	0.9434	16.18	22.023591
29.04.2015 15:12:09.5	259.06	516.7	0.8987	16.29	21.4955008
29.04.2015 15:12:09.6	260.83	516.6	0.9455	16.22	22.0480895
29.04.2015 15:12:09.7	261.5	516.6	1.0178	16.21	22.8755435
29.04.2015 15:12:09.8	261.71	516.7	1.064	16.15	23.3889654
29.04.2015 15:12:09.9	262.74	516.8	1.015	16.2	22.8440561
29.04.2015 15:12:10.0	264.3	516.8	0.8819	16.32	21.2936381
29.04.2015 15:12:10.1	263.95	516.8	0.9148	16.2	21.6871895
29.04.2015 15:12:10.2	264.36	516.8	0.8797	16	21.2670618
29.04.2015 15:12:10.3	266.5	516.9	0.9415	16.21	22.0014022
29.04.2015 15:12:10.4	266.72	516.9	1.0584	16.34	23.3273343
29.04.2015 15:12:10.5	266.66	516.9	1.0541	16.19	23.2798996
29.04.2015 15:12:10.6	267.47	517	1.007	16.1	22.7538522
29.04.2015 15:12:10.7	269.47	517	0.9864	16.22	22.5199141
29.04.2015 15:12:10.8	269.38	516.9	0.8872	16.19	21.357527
29.04.2015 15:12:10.9	269.3	516.9	0.8498	16.16	20.9025158
29.04.2015 15:12:11.0	272.5	517.1	0.7948	16.12	20.214785
29.04.2015 15:12:11.1	272.22	517.3	0.7827	16.2	20.0603203
29.04.2015 15:12:11.2	272.26	517.3	0.8089	16.19	20.393305
29.04.2015 15:12:11.3	272.29	517.4	0.7057	16.15	19.0480383
29.04.2015 15:12:11.4	274.8	517.6	0.795	16.09	20.2173282
29.04.2015 15:12:11.5	274.46	517.7	0.8325	16.19	20.6886579
29.04.2015 15:12:11.6	274.41	517.6	0.7987	16.14	20.2643202
29.04.2015 15:12:11.7	277.09	517.7	0.7228	16.09	19.277436
29.04.2015 15:12:11.8	277.52	517.8	0.7349	16.1	19.4381228
29.04.2015 15:12:11.9	277.43	517.9	0.821	16.04	20.5452663
29.04.2015 15:12:12.0	277.87	518	0.7585	16.1	19.7477668
29.04.2015 15:12:12.1	280.37	518.1	0.9461	16.03	22.0550841
29.04.2015 15:12:12.2	280.14	518.3	0.8068	16.06	20.3668161
29.04.2015 15:12:12.3	279.89	518.4	0.8154	16.13	20.4750773
29.04.2015 15:12:12.4	282.45	518.4	0.7714	16.15	19.9149864
29.04.2015 15:12:12.5	282.77	518.5	0.7324	15.96	19.4050321
29.04.2015 15:12:12.6	282.68	518.6	0.7151	16.07	19.1744796
29.04.2015 15:12:12.7	284.42	518.7	0.6311	16.18	18.0131343
29.04.2015 15:12:12.8	285.13	518.7	0.6232	15.97	17.9000366
29.04.2015 15:12:12.9	285.35	518.8	0.7264	15.98	19.3253832
29.04.2015 15:12:13.0	285.39	519	0.7903	16.14	20.1574777
29.04.2015 15:12:13.1	287.99	519	0.7265	16.14	19.3267134
29.04.2015 15:12:13.2	287.75	519.1	0.7487	16.06	19.6197791
29.04.2015 15:12:13.3	287.87	519.3	0.7263	15.98	19.324053
29.04.2015 15:12:13.4	290.05	519.4	0.8045	16.17	20.3377648
29.04.2015 15:12:13.5	290.37	519.3	0.7462	16.14	19.5869953
29.04.2015 15:12:13.6	290.25	519.4	0.789	16.06	20.1408919
29.04.2015 15:12:13.7	291.04	519.5	0.8148	15.96	20.4675428
29.04.2015 15:12:13.8	292.92	519.6	0.7426	16.04	19.53969
29.04.2015 15:12:13.9	292.59	519.5	0.7058	16.04	19.0493878
29.04.2015 15:12:14.0	292.78	519.6	0.7433	16.03	19.5488972
29.04.2015 15:12:14.1	292.83	519.7	0.7823	16	20.0551938
29.04.2015 15:12:14.2	292.69	519.7	0.7497	16.09	19.6328773
29.04.2015 15:12:14.3	292.63	519.8	0.7926	16	20.1867884

29.04.2015 15:12:14.4	292.86	519.9	0.7457	15.98	19.580432
29.04.2015 15:12:14.5	292.92	520	0.7968	16.02	20.2402028
29.04.2015 15:12:14.6	292.69	520	0.7567	16.07	19.7243211
29.04.2015 15:12:14.7	292.51	520.1	0.7077	16.04	19.0750109
29.04.2015 15:12:14.8	292.98	520.2	0.6711	15.92	18.5752136
29.04.2015 15:12:14.9	292.83	520.3	0.7215	16.06	19.2600923
29.04.2015 15:12:15.0	292.64	520.4	0.7696	16.09	19.8917378
29.04.2015 15:12:15.1	292.62	520.5	0.7189	15.99	19.2253581
29.04.2015 15:12:15.2	292.86	520.6	0.6565	15.89	18.3720476
29.04.2015 15:12:15.3	292.63	520.7	0.7269	16.07	19.3320332
29.04.2015 15:12:15.4	292.76	520.8	0.6902	16.15	18.8376913
29.04.2015 15:12:15.5	292.79	520.8	0.7653	16.02	19.8360893
29.04.2015 15:12:15.6	292.82	521	0.7574	15.98	19.7334422
29.04.2015 15:12:15.7	292.76	521.1	0.7505	16.13	19.6433496
29.04.2015 15:12:15.8	292.76	521.1	0.747	16.15	19.5974921
29.04.2015 15:12:15.9	292.56	521.2	0.7794	15.99	20.0179868
29.04.2015 15:12:16.0	292.86	521.4	0.8589	15.96	21.0141341
29.04.2015 15:12:16.1	292.77	521.5	0.7763	16.13	19.9781372
29.04.2015 15:12:16.2	292.7	521.4	0.6295	16.14	17.9902859
29.04.2015 15:12:16.3	292.8	521.5	0.6596	16.05	18.415373
29.04.2015 15:12:16.4	292.89	521.5	0.631	16.21	18.0117071
29.04.2015 15:12:16.5	292.74	521.5	0.6247	16.13	17.9215658
29.04.2015 15:12:16.6	291.72	521.4	0.6979	16.15	18.9424782
29.04.2015 15:12:16.7	291.11	521.4	0.8629	16.1	21.0630099
29.04.2015 15:12:16.8	291.21	521.4	0.6564	16.18	18.3706483
29.04.2015 15:12:16.9	291.03	521.3	0.6643	16.24	18.4808662
29.04.2015 15:12:17.0	287.98	521.3	0.6644	16.11	18.4822572
29.04.2015 15:12:17.1	288.37	521.3	0.6552	16.03	18.3538485
29.04.2015 15:12:17.2	288.24	521.3	0.7729	16.12	19.9343395
29.04.2015 15:12:17.3	287.2	521.3	0.8693	16.14	21.1409762
29.04.2015 15:12:17.4	285.26	521.3	0.7724	16.12	19.9278906
29.04.2015 15:12:17.5	285.71	521.4	0.7587	16.04	19.7503701
29.04.2015 15:12:17.6	285.44	521.5	0.7895	16.23	20.1472727
29.04.2015 15:12:17.7	283.45	521.5	0.8606	16.18	21.0349202
29.04.2015 15:12:17.8	282.9	521.4	0.7863	16.09	20.1064008
29.04.2015 15:12:17.9	283.06	521.6	0.7421	16.12	19.5331108
29.04.2015 15:12:18.0	282.52	521.7	0.9174	16.18	21.7179868
29.04.2015 15:12:18.1	279.84	521.7	0.7705	16.21	19.9033655
29.04.2015 15:12:18.2	279.97	521.7	0.8172	16.08	20.4976643
29.04.2015 15:12:18.3	280.09	521.9	0.8487	15.97	20.8889831
29.04.2015 15:12:18.4	278.4	522	0.979	16.01	22.4352825
29.04.2015 15:12:18.5	277.12	522	0.9079	16.04	21.6052455
29.04.2015 15:12:18.6	277.5	522.1	0.8518	16	20.9270983
29.04.2015 15:12:18.7	277.54	522.1	0.96	16.03	22.2165088
29.04.2015 15:12:18.8	274.64	522.2	0.9744	16.03	22.3825125
29.04.2015 15:12:18.9	274.74	522.1	0.9194	16.14	21.7416473
29.04.2015 15:12:19.0	274.96	522.1	0.8716	16.06	21.1689252
29.04.2015 15:12:19.1	273.76	522.2	0.8621	16.17	21.0532438
29.04.2015 15:12:19.2	271.6	522.2	0.8809	16.19	21.2815621
29.04.2015 15:12:19.3	271.83	522.1	0.9074	16.13	21.5992954
29.04.2015 15:12:19.4	272.04	522.2	0.8976	15.92	21.4823416
29.04.2015 15:12:19.5	269.66	522.2	0.9771	16.26	22.4135013
29.04.2015 15:12:19.6	269.25	522.2	0.9508	16.24	22.1097985
29.04.2015 15:12:19.7	269.12	522.2	0.9038	15.96	21.5564065
29.04.2015 15:12:19.8	268.01	522.3	1.0161	16.05	22.8564313
29.04.2015 15:12:19.9	266.59	522.4	1.0337	15.99	23.0535311
29.04.2015 15:12:20.0	266.71	522.3	1.1032	16.23	23.8159179
29.04.2015 15:12:20.1	266.67	522.3	1.0247	16	22.9529529
29.04.2015 15:12:20.2	264.13	522.5	0.9365	16.09	21.9429032
29.04.2015 15:12:20.3	264.14	522.6	1.0269	16.2	22.9775793
29.04.2015 15:12:20.4	264.1	522.5	1.0578	16.21	23.3207213
29.04.2015 15:12:20.5	262.35	522.5	1.1145	16.09	23.9375795
29.04.2015 15:12:20.6	261.62	522.7	1.0274	16.07	22.9831726
29.04.2015 15:12:20.7	261.55	522.8	1.1254	16.06	24.0543515
29.04.2015 15:12:20.8	260.95	522.7	0.9862	16.13	22.5176309
29.04.2015 15:12:20.9	258.93	522.7	1.0765	16.08	23.5259524
29.04.2015 15:12:21.0	259.2	522.8	1.0556	16.1	23.2964576
29.04.2015 15:12:21.1	258.87	522.8	1.0612	16.09	23.3581702
29.04.2015 15:12:21.2	256.55	522.7	1.0247	16.11	22.9529529
29.04.2015 15:12:21.3	256.5	522.7	0.9365	16.07	21.9429032
29.04.2015 15:12:21.4	256.41	522.7	0.9994	16.12	22.667826

29.04.2015 15:12:21.5	254.78	522.6	0.935	16.1	21.9253231
29.04.2015 15:12:21.6	253.63	522.6	0.8923	16.08	21.4188251
29.04.2015 15:12:21.7	253.95	522.6	0.8598	15.95	21.025141
29.04.2015 15:12:21.8	253.76	522.6	0.9293	16.1	21.8583898
29.04.2015 15:12:21.9	251.14	522.5	1.0054	16.19	22.7357685
29.04.2015 15:12:22.0	251.2	522.5	0.9249	16.07	21.8065814
29.04.2015 15:12:22.1	251.33	522.4	0.8827	15.96	21.303294
29.04.2015 15:12:22.2	250.21	522.5	0.9107	16.09	21.6385356
29.04.2015 15:12:22.3	248.46	522.4	1.0001	16.14	22.6757631
29.04.2015 15:12:22.4	248.58	522.3	1.0472	16.03	23.203581
29.04.2015 15:12:22.5	248.69	522.3	1.1325	15.91	24.13011
29.04.2015 15:12:22.6	246.39	522.4	1.2275	15.93	25.1218112
29.04.2015 15:12:22.7	245.97	522.2	1.1152	16.02	23.9450957
29.04.2015 15:12:22.8	246.08	522.2	1.0308	16.02	23.0211705
29.04.2015 15:12:22.9	245.59	522.3	0.9947	16	22.6144618
29.04.2015 15:12:23.0	242.86	522.3	1.0585	15.97	23.3284363
29.04.2015 15:12:23.1	242.92	522.2	0.9787	16.09	22.4318448
29.04.2015 15:12:23.2	243.18	522.2	0.9803	16.08	22.4501733
29.04.2015 15:12:23.3	241.61	522.2	0.9856	16.01	22.5107801
29.04.2015 15:12:23.4	240.27	522.2	1.0123	16.01	22.8136522
29.04.2015 15:12:23.5	240.43	522.1	1.0531	15.95	23.2688545
29.04.2015 15:12:23.6	240.56	522.1	1.0943	15.98	23.7196566
29.04.2015 15:12:23.7	237.86	522	1.1214	16.08	24.0115653
29.04.2015 15:12:23.8	237.86	522	0.9922	16.08	22.5860252
29.04.2015 15:12:23.9	237.85	521.9	1.1921	15.94	24.7569159
29.04.2015 15:12:24.0	236.78	521.9	1.0635	16	23.3834692
29.04.2015 15:12:24.1	234.71	521.8	1.0106	16.09	22.7944881
29.04.2015 15:12:24.2	235	521.8	0.9677	16.07	22.3054283
29.04.2015 15:12:24.3	234.87	521.7	1.0942	15.88	23.7185728
29.04.2015 15:12:24.4	232.77	521.8	1.0235	15.8	22.9395091
29.04.2015 15:12:24.5	232.35	521.8	1.0501	16.04	23.2356875
29.04.2015 15:12:24.6	232.45	521.7	1.1246	16.09	24.0458003
29.04.2015 15:12:24.7	231.74	521.7	1.1973	15.99	24.8108526
29.04.2015 15:12:24.8	229.63	521.7	1.2172	15.88	25.0161901
29.04.2015 15:12:24.9	229.8	521.7	1.1662	16.12	24.4865001
29.04.2015 15:12:25.0	229.75	521.6	1.0039	15.99	22.7188019
29.04.2015 15:12:25.1	227.71	521.5	1.1139	16.05	23.9311351
29.04.2015 15:12:25.2	226.93	521.7	0.9949	15.98	22.6167352
29.04.2015 15:12:25.3	226.92	521.6	1.0513	16.09	23.24896
29.04.2015 15:12:25.4	226.49	521.5	0.9393	16.07	21.9756818
29.04.2015 15:12:25.5	224.23	521.4	0.9811	16.03	22.459332
29.04.2015 15:12:25.6	224.44	521.5	0.9631	16.1	22.2523503
29.04.2015 15:12:25.7	224.14	521.3	0.9586	16.06	22.2003034
29.04.2015 15:12:25.8	222.84	521.3	0.9843	16.14	22.4959294
29.04.2015 15:12:25.9	221.69	521.2	1.1005	15.99	23.7867562
29.04.2015 15:12:26.0	221.76	521.2	1.1081	16.1	23.8687499
29.04.2015 15:12:26.1	220.97	521.2	1.0246	16.15	22.9518329
29.04.2015 15:12:26.2	218.48	521.1	1.069	16.04	23.4438563
29.04.2015 15:12:26.3	218.91	521.1	0.9235	15.92	21.7900711
29.04.2015 15:12:26.4	218.72	521.1	0.9514	16.14	22.1167735
29.04.2015 15:12:26.5	217.24	521	1.0001	16.15	22.6757631
29.04.2015 15:12:26.6	216.32	520.9	1.1068	16.02	23.8547447
29.04.2015 15:12:26.7	216.67	520.9	1.0442	16	23.1703205
29.04.2015 15:12:26.8	216.3	520.9	1.1253	16.13	24.0532828
29.04.2015 15:12:26.9	213.44	520.7	1.0983	16.2	23.7629683
29.04.2015 15:12:27.0	213.59	520.6	1.0867	16.09	23.6371456
29.04.2015 15:12:27.1	213.58	520.7	1.0738	16.01	23.4964308
29.04.2015 15:12:27.2	211.44	520.7	0.9497	16.03	22.0970051
29.04.2015 15:12:27.3	210.97	520.5	0.9798	16.06	22.4444473
29.04.2015 15:12:27.4	210.97	520.5	1.0227	15.96	22.9305423
29.04.2015 15:12:27.5	210.66	520.6	1.0169	15.99	22.8654273
29.04.2015 15:12:27.6	208.2	520.6	1.0138	16.09	22.8305482
29.04.2015 15:12:27.7	208.15	520.5	0.9555	16.05	22.1643777
29.04.2015 15:12:27.8	208.53	520.4	0.994	16.02	22.6065031
29.04.2015 15:12:27.9	206.95	520.4	0.895	16.03	21.4512061
29.04.2015 15:12:28.0	205.68	520.3	0.9418	16.09	22.0049071
29.04.2015 15:12:28.1	205.64	520.2	0.939	16.09	21.9721722
29.04.2015 15:12:28.2	205.9	520.1	1.0045	16	22.72559
29.04.2015 15:12:28.3	203.16	520.2	1.2295	16.13	25.1422687
29.04.2015 15:12:28.4	203.23	520.1	1.0622	16.09	23.3691731
29.04.2015 15:12:28.5	203.2	520.1	1.0481	16.03	23.2135498

29.04.2015 15:12:28.6	202.2	520.1	1.1458	15.93	24.2713876
29.04.2015 15:12:28.7	200.03	520.1	1.1014	16.12	23.7964807
29.04.2015 15:12:28.8	200.26	520.1	1.0806	16.09	23.5707108
29.04.2015 15:12:28.9	200.18	520.1	1.0702	15.98	23.4570109
29.04.2015 15:12:29.0	198.09	520.2	1.0248	15.88	22.9540728
29.04.2015 15:12:29.1	197.65	520.2	0.9534	16.14	22.1400079
29.04.2015 15:12:29.2	197.74	520.1	0.9502	16.16	22.1028212
29.04.2015 15:12:29.3	197.12	520	1.0018	16.09	22.6950274
29.04.2015 15:12:29.4	195	520.1	1.0277	15.98	22.9865279
29.04.2015 15:12:29.5	195.15	520.2	1.1496	16.14	24.3116019
29.04.2015 15:12:29.6	195.07	520.1	1.1885	16.18	24.7195062
29.04.2015 15:12:29.7	192.95	520.1	1.1006	16.08	23.7878369
29.04.2015 15:12:29.8	192.19	520.3	1.0384	16.05	23.1058812
29.04.2015 15:12:29.9	192.19	520.3	1.0404	16.1	23.128122
29.04.2015 15:12:30.0	191.84	520.1	1.186	16.04	24.6934938
29.04.2015 15:12:30.1	189.52	520.1	1.0287	16.08	22.9977086
29.04.2015 15:12:30.2	189.68	520.2	1.0463	15.95	23.1936078
29.04.2015 15:12:30.3	189.54	520.2	1.089	16.13	23.6621464
29.04.2015 15:12:30.4	187.31	520.1	1.0029	15.98	22.7074838
29.04.2015 15:12:30.5	187.14	520.1	0.9899	15.97	22.5598319
29.04.2015 15:12:30.6	187.16	520.1	1.0366	16.1	23.0858463
29.04.2015 15:12:30.7	186.29	520.1	0.9934	16.12	22.5996792
29.04.2015 15:12:30.8	184.15	520.1	1.0062	15.95	22.7448121
29.04.2015 15:12:30.9	184.6	520.1	1.0813	15.92	23.5783439
29.04.2015 15:12:31.0	184.38	520.2	0.9834	16.03	22.4856424
29.04.2015 15:12:31.1	181.84	520.1	0.9957	16.1	22.6258264
29.04.2015 15:12:31.2	181.85	520.2	0.9453	15.98	22.0457575
29.04.2015 15:12:31.3	181.87	520.2	1.0104	15.87	22.7922325
29.04.2015 15:12:31.4	179.94	520.3	1.0809	16.08	23.5739824
29.04.2015 15:12:31.5	179.19	520.2	1.0096	16.09	22.7832076
29.04.2015 15:12:31.6	179.07	520.2	1.0437	16.02	23.1647725
29.04.2015 15:12:31.7	179.1	520.3	1.0162	16.05	22.857556
29.04.2015 15:12:31.8	176.5	520.4	0.9546	16.17	22.1539368
29.04.2015 15:12:31.9	176.68	520.2	0.9925	16.11	22.5894395
29.04.2015 15:12:32.0	176.58	520.2	0.9785	16.14	22.4295527
29.04.2015 15:12:32.1	174.48	520.3	0.9939	16.08	22.605366
29.04.2015 15:12:32.2	174.07	520.3	1.137	16.21	24.1780031
29.04.2015 15:12:32.3	173.93	520.1	1.1978	16.06	24.8160326
29.04.2015 15:12:32.4	173.56	520.1	1.0444	16.01	23.1725394
29.04.2015 15:12:32.5	171.48	520.2	1.0319	16.04	23.0334506
29.04.2015 15:12:32.6	171.47	520.2	1.0692	16.16	23.4460492
29.04.2015 15:12:32.7	171.33	520.2	0.9928	16.09	22.5928533
29.04.2015 15:12:32.8	169.88	520.2	1.1326	16.06	24.1311754
29.04.2015 15:12:32.9	168.9	520.3	1.077	16.15	23.5314153
29.04.2015 15:12:33.0	168.85	520.3	0.9775	16.2	22.4180885
29.04.2015 15:12:33.1	168.67	520.3	1.0207	16.13	22.9081097
29.04.2015 15:12:33.2	166.37	520.3	1.092	16.06	23.6947165
29.04.2015 15:12:33.3	166.33	520.3	1.0098	16.15	22.7854642
29.04.2015 15:12:33.4	166.32	520.2	1.1038	16.21	23.8223934
29.04.2015 15:12:33.5	164.88	520.2	1.0809	16.05	23.5739824
29.04.2015 15:12:33.6	163.35	520.2	1.1239	15.97	24.0383156
29.04.2015 15:12:33.7	163.34	520.2	1.0802	16.19	23.5663478
29.04.2015 15:12:33.8	163.41	520	0.9997	16.23	22.6712279
29.04.2015 15:12:33.9	160.94	519.9	1.0564	16.06	23.3052837
29.04.2015 15:12:34.0	160.86	520	1.1291	15.98	24.093861
29.04.2015 15:12:34.1	160.79	519.9	0.9719	16.12	22.3537808
29.04.2015 15:12:34.2	159.16	519.8	1.0124	16.13	22.814779
29.04.2015 15:12:34.3	157.99	519.8	0.9984	16.13	22.6564824
29.04.2015 15:12:34.4	158.31	519.8	1.0779	16.09	23.5412453
29.04.2015 15:12:34.5	158.06	519.8	1.0088	16.25	22.7741792
29.04.2015 15:12:34.6	155.42	519.6	0.9666	16.19	22.2927473
29.04.2015 15:12:34.7	155.75	519.6	0.9389	16.18	21.9710022
29.04.2015 15:12:34.8	155.75	519.7	0.9948	16.16	22.6155985
29.04.2015 15:12:34.9	153.48	519.7	1.0362	16.13	23.0813917
29.04.2015 15:12:35.0	152.7	519.6	1.0592	16.07	23.3361487
29.04.2015 15:12:35.1	153.21	519.6	1.0493	16.06	23.2268349
29.04.2015 15:12:35.2	151.84	519.7	1.0181	16.19	22.8789145
29.04.2015 15:12:35.3	150.17	519.6	1.0661	16.21	23.4120352
29.04.2015 15:12:35.4	150.37	519.6	1.0105	16.1	22.7933603
29.04.2015 15:12:35.5	150.59	519.7	1.0081	16.08	22.7662764
29.04.2015 15:12:35.6	147.93	519.7	0.9728	16.15	22.3641285

29.04.2015 15:12:35.7	147.89	519.6	0.9487	16.38	22.0853684
29.04.2015 15:12:35.8	147.73	519.6	0.9989	16.2	22.6621549
29.04.2015 15:12:35.9	146.35	519.7	1.0735	16.11	23.4931484
29.04.2015 15:12:36.0	145.2	519.7	0.9849	16.16	22.5027847
29.04.2015 15:12:36.1	145.31	519.6	0.9517	16.31	22.1202602
29.04.2015 15:12:36.2	145.07	519.5	0.9984	16.13	22.6564824
29.04.2015 15:12:36.3	142.63	519.6	0.9669	16.17	22.2962065
29.04.2015 15:12:36.4	142.73	519.7	1.0243	16.24	22.9484725
29.04.2015 15:12:36.5	142.73	519.6	1.0248	16.13	22.9540728
29.04.2015 15:12:36.6	141.45	519.6	0.9815	16.11	22.4639099
29.04.2015 15:12:36.7	140.07	519.7	1.0669	16.11	23.4208178
29.04.2015 15:12:36.8	140.1	519.7	1.0245	16.1	22.9507128
29.04.2015 15:12:36.9	140.05	519.5	0.9811	16.18	22.459332
29.04.2015 15:12:37.0	137.74	519.5	1.0493	16.2	23.2268349
29.04.2015 15:12:37.1	137.67	519.6	1.0755	16.16	23.5150228
29.04.2015 15:12:37.2	137.45	519.5	1.0755	16.24	23.5150228
29.04.2015 15:12:37.3	135.55	519.4	1.0905	16.14	23.678437
29.04.2015 15:12:37.4	134.67	519.4	1.0468	16.17	23.199149
29.04.2015 15:12:37.5	134.78	519.3	1.0634	16.2	23.3823698
29.04.2015 15:12:37.6	134.4	519.3	0.9962	16.28	22.6315066
29.04.2015 15:12:37.7	132.81	519.2	1.0496	16.27	23.230155
29.04.2015 15:12:37.8	132.5	519.3	1.05	16.27	23.2345811
29.04.2015 15:12:37.9	132.36	519.3	0.9922	16.28	22.5860252
29.04.2015 15:12:38.0	131.03	519.3	0.977	16.29	22.4123543
29.04.2015 15:12:38.1	129.22	519.3	1.0182	16.13	22.8800381
29.04.2015 15:12:38.2	129.59	519.4	1.0109	16.19	22.7978712
29.04.2015 15:12:38.3	129.37	519.5	0.9585	16.32	22.1991454
29.04.2015 15:12:38.4	127.18	519.3	0.9619	16.26	22.2384831
29.04.2015 15:12:38.5	126.7	519.3	0.9684	16.24	22.3134944
29.04.2015 15:12:38.6	126.91	519.4	1.0337	16.13	23.0535311
29.04.2015 15:12:38.7	125.26	519.4	1.0026	16.21	22.7040873
29.04.2015 15:12:38.8	124.1	519.3	1.0071	16.11	22.7549819
29.04.2015 15:12:38.9	124.29	519.2	0.9481	16.19	22.0783834
29.04.2015 15:12:39.0	123.63	519.3	0.9956	15.91	22.6246902
29.04.2015 15:12:39.1	121.46	519.3	0.9426	16.23	22.0142511
29.04.2015 15:12:39.2	121.56	519.1	1.0118	16.17	22.8080174
29.04.2015 15:12:39.3	121.81	519.1	1.0002	16.31	22.6768967
29.04.2015 15:12:39.4	119.87	519.1	1.0251	16.12	22.9574324
29.04.2015 15:12:39.5	118.88	519.1	0.9602	16.29	22.2188229
29.04.2015 15:12:39.6	118.96	519	0.9194	16.17	21.7416473
29.04.2015 15:12:39.7	118.88	519	0.9938	16.17	22.6042287
29.04.2015 15:12:39.8	116.33	519.1	0.8796	16.19	21.265853
29.04.2015 15:12:39.9	116.49	519.1	1.0552	16.25	23.2920433
29.04.2015 15:12:40.0	116.5	519.1	0.9799	16.12	22.4455926
29.04.2015 15:12:40.1	115.19	519.1	1.0184	16.06	22.8822851
29.04.2015 15:12:40.2	113.77	519.1	1.0283	16.18	22.993237
29.04.2015 15:12:40.3	113.9	519.1	1.0847	16.21	23.6153843
29.04.2015 15:12:40.4	113.83	519.1	1.0399	16.1	23.1225638
29.04.2015 15:12:40.5	110.99	519.2	0.9816	16.13	22.4650543
29.04.2015 15:12:40.6	110.96	519.2	0.8889	16.25	21.3779792
29.04.2015 15:12:40.7	110.99	519.1	0.9456	16.2	22.0492554
29.04.2015 15:12:40.8	110.09	519.1	0.9377	16.16	21.9569572
29.04.2015 15:12:40.9	108.29	519.3	0.9348	16.16	21.9229781
29.04.2015 15:12:41.0	108.39	519.3	0.9956	16.15	22.6246902
29.04.2015 15:12:41.1	108.24	519.2	0.9538	16.25	22.1446518
29.04.2015 15:12:41.2	106.22	519.2	0.924	16.18	21.7959691
29.04.2015 15:12:41.3	105.88	519.3	0.933	16.14	21.901861
29.04.2015 15:12:41.4	105.79	519.3	0.957	16.12	22.1817684
29.04.2015 15:12:41.5	105.12	519.3	0.96	16.07	22.2165088
29.04.2015 15:12:41.6	102.76	519.3	0.914	16.05	21.6777047
29.04.2015 15:12:41.7	102.98	519.4	0.9699	16.06	22.3307689
29.04.2015 15:12:41.8	102.83	519.4	0.8838	16.15	21.3165637
29.04.2015 15:12:41.9	101.15	519.4	0.9062	16.11	21.5850086
29.04.2015 15:12:42.0	100.33	519.3	0.9945	16.09	22.6121882
29.04.2015 15:12:42.1	100.32	519.4	0.9509	16.21	22.1109611
29.04.2015 15:12:42.2	99.33	519.4	0.978	16.26	22.4238213
29.04.2015 15:12:42.3	97.37	519.3	1.0296	16.24	23.0077667
29.04.2015 15:12:42.4	97.87	519.4	1.0164	16.2	22.8598052
29.04.2015 15:12:42.5	97.58	519.4	0.9574	16.24	22.1864036
29.04.2015 15:12:42.6	95.66	519.4	0.8813	16.3	21.2863933
29.04.2015 15:12:42.7	95.02	519.4	0.9167	16.19	21.7096995

29.04.2015 15:12:42.8	95.18	519.5	0.9607	16.07	22.2246071
29.04.2015 15:12:42.9	93.81	519.6	0.9553	16.3	22.1620579
29.04.2015 15:12:43.0	92.43	519.5	1.0071	16.24	22.7549819
29.04.2015 15:12:43.1	92.45	519.6	1.0044	16.2	22.7244588
29.04.2015 15:12:43.2	92.65	519.7	0.8754	16.1	21.2150211
29.04.2015 15:12:43.3	90.09	519.8	1.011	16.36	22.7989988
29.04.2015 15:12:43.4	89.9	519.6	1.0289	16.25	22.9999441
29.04.2015 15:12:43.5	89.91	519.7	1.0723	16.24	23.4800139
29.04.2015 15:12:43.6	89.28	519.8	1.0228	16.17	22.9316633
29.04.2015 15:12:43.7	87.12	519.8	0.9318	16.29	21.8877717
29.04.2015 15:12:43.8	87.33	519.6	0.8842	16.16	21.321387
29.04.2015 15:12:43.9	87.47	519.7	0.9214	16.14	21.7652821
29.04.2015 15:12:44.0	85.3	519.7	0.9341	16.13	21.9147683
29.04.2015 15:12:44.1	84.29	519.7	0.967	16.17	22.2973594
29.04.2015 15:12:44.2	84.15	519.7	0.9427	16.1	22.0154188
29.04.2015 15:12:44.3	84.3	519.8	0.9429	16.06	22.017754
29.04.2015 15:12:44.4	81.75	519.8	0.9445	16.14	22.036427
29.04.2015 15:12:44.5	81.73	519.8	0.9721	16.22	22.3560807
29.04.2015 15:12:44.6	81.71	519.8	0.9259	16.17	21.8183668
29.04.2015 15:12:44.7	80.56	519.8	0.9784	16.12	22.4284065
29.04.2015 15:12:44.8	79.09	519.9	1.0538	16.35	23.2765866
29.04.2015 15:12:44.9	79.29	519.8	1.0219	16.25	22.9215719
29.04.2015 15:12:45.0	79.2	519.8	1.041	16.2	23.13479
29.04.2015 15:12:45.1	76.4	519.9	0.9277	16.1	21.8395646
29.04.2015 15:12:45.2	76.22	519.8	1.0104	16.29	22.7922325
29.04.2015 15:12:45.3	76.27	519.6	0.9894	16.24	22.5541337
29.04.2015 15:12:45.4	75.3	519.6	0.9879	16.22	22.5370304
29.04.2015 15:12:45.5	73.64	519.7	0.9275	16.19	21.8372103
29.04.2015 15:12:45.6	73.75	519.6	0.9512	16.27	22.1144487
29.04.2015 15:12:45.7	73.69	519.5	0.8953	16.3	21.4548009
29.04.2015 15:12:45.8	71.62	519.4	0.9796	16.24	22.4421564
29.04.2015 15:12:45.9	71.17	519.6	0.9964	16.2	22.6337782
29.04.2015 15:12:46.0	71.06	519.5	0.8868	16.29	21.3527118
29.04.2015 15:12:46.1	70.53	519.4	0.9259	16.3	21.8183668
29.04.2015 15:12:46.2	68.07	519.4	1.0599	16.2	23.3438586
29.04.2015 15:12:46.3	68.29	519.5	0.9773	16.26	22.415795
29.04.2015 15:12:46.4	68.09	519.4	0.9959	16.24	22.6280986
29.04.2015 15:12:46.5	66.62	519.4	0.9818	16.29	22.4673428
29.04.2015 15:12:46.6	66.07	519.5	0.8733	16.19	21.1895594
29.04.2015 15:12:46.7	66.06	519.6	0.9538	16.28	22.1446518
29.04.2015 15:12:46.8	64.96	519.5	1.0005	16.26	22.6802973
29.04.2015 15:12:46.9	62.66	519.5	1.0253	16.22	22.9596718
29.04.2015 15:12:47.0	63.14	519.6	0.9564	16.16	22.1748138
29.04.2015 15:12:47.1	62.9	519.6	0.9087	16.25	21.6147622
29.04.2015 15:12:47.2	61.07	519.5	0.8965	16.26	21.4691744
29.04.2015 15:12:47.3	60.38	519.4	0.9846	16.27	22.4993573
29.04.2015 15:12:47.4	60.48	519.5	0.9738	16.16	22.3756202
29.04.2015 15:12:47.5	59.2	519.5	0.9484	16.32	22.0818762
29.04.2015 15:12:47.6	57.74	519.4	0.9897	16.28	22.5575528
29.04.2015 15:12:47.7	57.76	519.4	0.9954	16.15	22.6224176
29.04.2015 15:12:47.8	57.88	519.5	0.9115	16.16	21.6480376
29.04.2015 15:12:47.9	55.37	519.6	0.9018	16.28	21.5325425
29.04.2015 15:12:48.0	55.28	519.4	1.0416	16.3	23.1414561
29.04.2015 15:12:48.1	55.24	519.3	1.0197	16.16	22.8968852
29.04.2015 15:12:48.2	53.7	519.4	0.9657	16.17	22.2823665
29.04.2015 15:12:48.3	52.57	519.3	0.96	16.26	22.2165088
29.04.2015 15:12:48.4	52.52	519.2	0.9384	16.26	21.9651512
29.04.2015 15:12:48.5	52.7	519.1	0.9568	16.16	22.1794504
29.04.2015 15:12:48.6	50.08	519.2	0.9543	16.21	22.1504554
29.04.2015 15:12:48.7	50.05	519.3	0.9336	16.23	21.9089023
29.04.2015 15:12:48.8	50.01	519.3	0.8427	16.17	20.8150134
29.04.2015 15:12:48.9	50	519.3	0.894	16.13	21.4392188
29.04.2015 15:12:49.0	47.41	519.4	0.924	16.21	21.7959691
29.04.2015 15:12:49.1	47.32	519.5	0.9063	16.25	21.5861995
29.04.2015 15:12:49.2	47.35	519.6	0.9919	16.05	22.5826104
29.04.2015 15:12:49.3	45	519.7	0.9589	16.07	22.203777
29.04.2015 15:12:49.4	44.46	519.8	0.9386	16.3	21.9674918
29.04.2015 15:12:49.5	44.57	519.7	0.9443	16.26	22.0340937
29.04.2015 15:12:49.6	43.96	519.7	0.9309	16.21	21.8771988
29.04.2015 15:12:49.7	41.85	519.7	0.9804	16.13	22.4513184
29.04.2015 15:12:49.8	41.99	519.7	0.8804	16.26	21.2755215

29.04.2015 15:12:49.9	42.03	519.6	0.9679	16.34	22.3077332
29.04.2015 15:12:50.0	39.19	519.5	1.0085	16.15	22.7707926
29.04.2015 15:12:50.1	39.38	519.7	0.9465	16.1	22.0597459
29.04.2015 15:12:50.2	39.31	519.7	1.0317	16.17	23.0312183
29.04.2015 15:12:50.3	38.4	519.6	0.9575	16.21	22.1875622
29.04.2015 15:12:50.4	36.53	519.6	0.9623	16.05	22.2431064
29.04.2015 15:12:50.5	36.93	519.7	0.9156	16.15	21.6966703
29.04.2015 15:12:50.6	36.77	519.7	0.9897	16.15	22.5575528
29.04.2015 15:12:50.7	35.42	519.7	0.9343	16.22	21.9171143
29.04.2015 15:12:50.8	34.16	519.7	0.9876	16.21	22.5336081
29.04.2015 15:12:50.9	34.32	519.8	0.9208	16.25	21.7581944
29.04.2015 15:12:51.0	33.55	519.9	0.9218	16.24	21.770006
29.04.2015 15:12:51.1	30.94	519.8	0.9651	16.23	22.2754433
29.04.2015 15:12:51.2	31.45	519.9	0.9452	16.2	22.0445914
29.04.2015 15:12:51.3	31.42	519.9	0.8619	16.28	21.0508016
29.04.2015 15:12:51.4	29.45	519.9	0.9128	16.35	21.6634695
29.04.2015 15:12:51.5	28.54	519.9	0.8782	16.22	21.2489225
29.04.2015 15:12:51.6	28.79	519.9	0.9198	16.2	21.7463763
29.04.2015 15:12:51.7	28.48	520	0.9195	16.29	21.7428297
29.04.2015 15:12:51.8	25.98	519.9	0.9043	16.36	21.5623684
29.04.2015 15:12:51.9	26.09	519.9	0.9053	16.13	21.5742873
29.04.2015 15:12:52.0	26.17	520	1.0022	16.27	22.6995578
29.04.2015 15:12:52.1	24.82	520.1	0.8779	16.28	21.2452928
29.04.2015 15:12:52.2	23.05	520	0.8935	16.39	21.4332227
29.04.2015 15:12:52.3	23.03	520	0.9235	16.21	21.7900711
29.04.2015 15:12:52.4	23.25	520.1	0.9109	16.26	21.6409115
29.04.2015 15:12:52.5	20.83	520.2	0.9084	16.18	21.6111939
29.04.2015 15:12:52.6	20.52	520	0.9323	16.32	21.8936434
29.04.2015 15:12:52.7	20.52	520	0.9222	16.17	21.7747289
29.04.2015 15:12:52.8	20.04	520.2	0.9399	16.31	21.9826994
29.04.2015 15:12:52.9	17.82	520.1	0.9064	16.22	21.5873904
29.04.2015 15:12:53.0	17.88	520	0.8999	16.42	21.5098471
29.04.2015 15:12:53.1	18.07	520	0.864	16.31	21.0764309
29.04.2015 15:12:53.2	16.05	520	0.8906	16.26	21.3984119
29.04.2015 15:12:53.3	14.84	519.9	0.9241	16.3	21.7971485
29.04.2015 15:12:53.4	14.82	519.8	0.9026	16.27	21.5420913
29.04.2015 15:12:53.5	14.92	519.8	0.929	16.19	21.8548613
29.04.2015 15:12:53.6	12.34	519.8	0.8876	16.22	21.362341
29.04.2015 15:12:53.7	12.36	519.8	0.8782	16.31	21.2489225
29.04.2015 15:12:53.8	12.39	519.8	0.879	16.13	21.2585987
29.04.2015 15:12:53.9	10.31	519.9	0.9303	16.12	21.8701473
29.04.2015 15:12:54.0	9.84	519.9	0.913	16.23	21.6658427
29.04.2015 15:12:54.1	9.92	519.9	0.916	16.31	21.7014091
29.04.2015 15:12:54.2	9.08	519.8	0.9534	16.19	22.1400079
29.04.2015 15:12:54.3	7.21	519.9	0.9071	16.15	21.5957246
29.04.2015 15:12:54.4	7.34	519.9	0.8545	16.28	20.960239
29.04.2015 15:12:54.5	7.31	519.7	0.8866	16.31	21.3503039
29.04.2015 15:12:54.6	4.56	519.7	0.9199	16.18	21.7475584
29.04.2015 15:12:54.7	4.77	519.9	0.9094	16.19	21.6230858
29.04.2015 15:12:54.8	4.67	520	0.9159	16.26	21.7002245
29.04.2015 15:12:54.9	3.77	519.9	0.9155	16.26	21.6954854
29.04.2015 15:12:55.0	1.85	519.9	0.8751	16.24	21.2113856
29.04.2015 15:12:55.1	2.26	520.2	0.9876	16.26	22.5336081
29.04.2015 15:12:55.2	1.76	520.2	0.9115	16.33	21.6480376
29.04.2015 15:12:55.3	-0.7	520.1	0.9249	16.28	21.8065814
29.04.2015 15:12:55.4	-0.34	520.1	0.9752	16.24	22.3916988
29.04.2015 15:12:55.5	-0.37	520.2	0.9311	16.16	21.8795487
29.04.2015 15:12:55.6	-1.9	520.2	0.8583	16.28	21.0067929
29.04.2015 15:12:55.7	-3.23	520.2	0.8999	16.15	21.5098471
29.04.2015 15:12:55.8	-2.92	520.2	0.8757	16.19	21.218656
29.04.2015 15:12:55.9	-2.98	520.3	0.8922	16.17	21.4176248
29.04.2015 15:12:56.0	-5.76	520.3	0.8415	16.24	20.8001879
29.04.2015 15:12:56.1	-5.77	520.3	0.9017	16.17	21.5313486
29.04.2015 15:12:56.2	-5.47	520.4	0.909	16.11	21.6183298
29.04.2015 15:12:56.3	-6.61	520.5	0.9729	16.25	22.3652779
29.04.2015 15:12:56.4	-8.81	520.4	0.9814	16.33	22.4627655
29.04.2015 15:12:56.5	-8.59	520.4	0.926	16.22	21.819545
29.04.2015 15:12:56.6	-8.53	520.6	0.9595	16.13	22.2107225
29.04.2015 15:12:56.7	-10.65	520.6	0.9021	16.35	21.5361238
29.04.2015 15:12:56.8	-11.13	520.6	0.879	16.3	21.2585987
29.04.2015 15:12:56.9	-11.26	520.7	0.9317	16.12	21.8865972

29.04.2015 15:12:57.0	-11.5	520.8	1.0138	16.18	22.8305482
29.04.2015 15:12:57.1	-13.82	520.8	0.9729	16.2	22.3652779
29.04.2015 15:12:57.2	-13.76	520.7	0.9541	16.17	22.1481341
29.04.2015 15:12:57.3	-13.82	520.7	0.898	16.18	21.4871277
29.04.2015 15:12:57.4	-15.44	520.8	0.8499	16.07	20.9037456
29.04.2015 15:12:57.5	-16.78	520.8	0.9147	16.19	21.6860042
29.04.2015 15:12:57.6	-16.8	520.7	0.9372	16.18	21.9511025
29.04.2015 15:12:57.7	-16.62	520.8	0.8748	16.18	21.2077495
29.04.2015 15:12:57.8	-19.23	520.9	0.9593	16.14	22.2084076
29.04.2015 15:12:57.9	-19.31	520.9	0.8956	16.24	21.4583952
29.04.2015 15:12:58.0	-19.41	520.9	0.9386	16.24	21.9674918
29.04.2015 15:12:58.1	-20.16	521	0.8707	16.19	21.157993
29.04.2015 15:12:58.2	-21.97	521	0.9051	16.21	21.571904
29.04.2015 15:12:58.3	-21.9	521	0.9161	16.29	21.7025936
29.04.2015 15:12:58.4	-21.89	521	0.9419	16.16	22.0060753
29.04.2015 15:12:58.5	-24.23	521	0.8579	16.09	21.0018973
29.04.2015 15:12:58.6	-24.82	521	0.8636	16.23	21.0715515
29.04.2015 15:12:58.7	-24.84	521	0.8891	16.23	21.3803841
29.04.2015 15:12:58.8	-25.45	520.9	0.9244	16.1	21.8006863
29.04.2015 15:12:58.9	-27.5	521	0.9123	16.06	21.6575355
29.04.2015 15:12:59.0	-27.4	521	0.9112	16.17	21.6444748
29.04.2015 15:12:59.1	-27.43	520.9	0.8448	16.19	20.8409326
29.04.2015 15:12:59.2	-29.13	520.8	0.9231	16.1	21.7853516
29.04.2015 15:12:59.3	-29.94	520.9	0.9437	16.17	22.0270925
29.04.2015 15:12:59.4	-29.96	520.9	0.9132	16.19	21.6682156
29.04.2015 15:12:59.5	-30.32	520.7	0.998	16.31	22.6519434
29.04.2015 15:12:59.6	-33.03	520.7	0.8533	16.18	20.9455163
29.04.2015 15:12:59.7	-32.79	520.8	0.8936	16.14	21.434422
29.04.2015 15:12:59.8	-32.95	520.7	0.9924	16.15	22.5883015
29.04.2015 15:12:59.9	-34.05	520.6	0.9152	16.2	21.6919304
29.04.2015 15:13:00.0	-35.2	520.6	0.9593	16.14	22.2084076
29.04.2015 15:13:00.1	-35.06	520.6	0.9055	16.16	21.5766703
29.04.2015 15:13:00.2	-35.66	520.6	0.8903	16.23	21.3948075
29.04.2015 15:13:00.3	-38.38	520.5	0.9516	16.14	22.1190981
29.04.2015 15:13:00.4	-37.89	520.4	0.9872	16.18	22.5290444
29.04.2015 15:13:00.5	-38.11	520.4	0.9639	16.24	22.2615904
29.04.2015 15:13:00.6	-39.67	520.3	0.9113	16.2	21.6456625
29.04.2015 15:13:00.7	-40.82	520.3	0.9595	16.09	22.2107225
29.04.2015 15:13:00.8	-40.61	520.3	0.9219	16.04	21.7711868
29.04.2015 15:13:00.9	-41.47	520.3	0.9137	16.21	21.6741468
29.04.2015 15:13:01.0	-43.41	520.1	0.9326	16.25	21.8971656
29.04.2015 15:13:01.1	-43.27	520	0.944	16.23	22.0305934
29.04.2015 15:13:01.2	-43.24	520.1	0.9337	16.23	21.9100756
29.04.2015 15:13:01.3	-45.29	520	0.934	16.23	21.9135952
29.04.2015 15:13:01.4	-45.9	519.9	0.9007	16.14	21.519406
29.04.2015 15:13:01.5	-45.94	519.9	0.8507	16.06	20.9135815
29.04.2015 15:13:01.6	-46.15	520	0.9131	16.02	21.6670292
29.04.2015 15:13:01.7	-48.58	520	0.9535	16.19	22.1411689
29.04.2015 15:13:01.8	-48.47	519.9	0.9601	16.19	22.2176659
29.04.2015 15:13:01.9	-48.34	519.8	0.9304	16.11	21.8713227
29.04.2015 15:13:02.0	-49.99	519.9	0.9339	16.17	21.9124221
29.04.2015 15:13:02.1	-51.53	519.9	1.0083	16.17	22.7685346
29.04.2015 15:13:02.2	-51.69	519.7	1.0024	16.15	22.7018226
29.04.2015 15:13:02.3	-51.27	519.7	0.9828	16.09	22.4787818
29.04.2015 15:13:02.4	-53.94	519.7	0.9705	16.16	22.337675
29.04.2015 15:13:02.5	-54.06	519.7	0.8892	16.23	21.3815864
29.04.2015 15:13:02.6	-54.01	519.6	0.8322	16.12	20.6849299
29.04.2015 15:13:02.7	-54.75	519.7	0.8781	16.06	21.2477127
29.04.2015 15:13:02.8	-56.72	519.7	0.9074	16.18	21.5992954
29.04.2015 15:13:02.9	-56.55	519.6	0.881	16.28	21.28277
29.04.2015 15:13:03.0	-56.78	519.5	0.8957	16.1	21.4595932
29.04.2015 15:13:03.1	-58.83	519.6	0.8669	16.15	21.1117726
29.04.2015 15:13:03.2	-59.58	519.6	0.8783	16.2	21.2501323
29.04.2015 15:13:03.3	-59.49	519.5	0.8491	16.2	20.8939051
29.04.2015 15:13:03.4	-60	519.5	0.8732	16.13	21.1883462
29.04.2015 15:13:03.5	-62.17	519.6	0.8516	16.21	20.9246414
29.04.2015 15:13:03.6	-62.06	519.7	0.9226	16.24	21.7794507
29.04.2015 15:13:03.7	-62.07	519.6	0.965	16.3	22.2742892
29.04.2015 15:13:03.8	-64.75	519.6	0.9871	16.2	22.5279033
29.04.2015 15:13:03.9	-64.58	519.8	0.9324	16.2	21.8948175
29.04.2015 15:13:04.0	-64.64	519.9	0.9723	16.2	22.3583804

29.04.2015 15:13:04.1	-65.61	519.9	1.0108	16.26	22.7967436
29.04.2015 15:13:04.2	-67.4	519.9	0.8804	16.06	21.2755215
29.04.2015 15:13:04.3	-67.14	520.1	0.9038	16.09	21.5564065
29.04.2015 15:13:04.4	-67.38	520.2	0.8655	16.13	21.0947185
29.04.2015 15:13:04.5	-70.17	520.1	0.9839	16.25	22.491358
29.04.2015 15:13:04.6	-69.69	520.1	0.9431	16.13	22.020089
29.04.2015 15:13:04.7	-69.68	520.3	0.948	16.25	22.077219
29.04.2015 15:13:04.8	-71.18	520.3	0.9654	16.28	22.2789051
29.04.2015 15:13:04.9	-72.63	520.3	0.915	16.26	21.6895601
29.04.2015 15:13:05.0	-72.27	520.4	0.9801	16.11	22.4478831
29.04.2015 15:13:05.1	-72.94	520.4	0.9705	16.16	22.337675
29.04.2015 15:13:05.2	-75.1	520.4	0.8289	16.19	20.6438772
29.04.2015 15:13:05.3	-75.06	520.4	0.9335	16.26	21.9077289
29.04.2015 15:13:05.4	-74.86	520.5	0.9343	16.1	21.9171143
29.04.2015 15:13:05.5	-76.78	520.6	0.9269	16.26	21.8301459
29.04.2015 15:13:05.6	-77.58	520.4	0.9564	16.28	22.1748138
29.04.2015 15:13:05.7	-77.66	520.5	0.914	16.19	21.6777047
29.04.2015 15:13:05.8	-78.48	520.6	0.9699	16.09	22.3307689
29.04.2015 15:13:05.9	-80.31	520.6	0.8932	16.33	21.4296242
29.04.2015 15:13:06.0	-80.05	520.5	0.9244	16.21	21.8006863
29.04.2015 15:13:06.1	-80.19	520.5	1.0077	16.3	22.7617593
29.04.2015 15:13:06.2	-82.21	520.6	0.839	16.14	20.7692674
29.04.2015 15:13:06.3	-82.71	520.6	0.8389	16.24	20.7680296
29.04.2015 15:13:06.4	-82.8	520.4	0.9226	16.24	21.7794507
29.04.2015 15:13:06.5	-82.73	520.4	0.8867	16.26	21.3515079
29.04.2015 15:13:06.6	-85.05	520.5	0.8795	16.16	21.2646441
29.04.2015 15:13:06.7	-85.31	520.5	0.8774	16.23	21.2392419
29.04.2015 15:13:06.8	-85.39	520.4	0.8372	16.2	20.7469761
29.04.2015 15:13:06.9	-87.08	520.4	0.9109	16.09	21.6409115
29.04.2015 15:13:07.0	-88.21	520.5	0.9698	16.29	22.3296177
29.04.2015 15:13:07.1	-88.44	520.5	0.9134	16.26	21.6705883
29.04.2015 15:13:07.2	-88.56	520.5	0.8735	16.28	21.1919857
29.04.2015 15:13:07.3	-90.9	520.5	0.8611	16.11	21.0410298
29.04.2015 15:13:07.4	-90.8	520.6	0.8437	16.1	20.8273599
29.04.2015 15:13:07.5	-90.88	520.5	0.83	16.18	20.6575705
29.04.2015 15:13:07.6	-91.96	520.5	0.8485	16.25	20.8865216
29.04.2015 15:13:07.7	-93.47	520.5	0.8628	16.13	21.0617894
29.04.2015 15:13:07.8	-93.45	520.6	0.8599	16.26	21.0263637
29.04.2015 15:13:07.9	-93.4	520.5	0.8839	16.27	21.3177696
29.04.2015 15:13:08.0	-96.28	520.5	0.9203	16.24	21.7522862
29.04.2015 15:13:08.1	-96.32	520.6	0.9888	16.06	22.5472939
29.04.2015 15:13:08.2	-96.39	520.6	0.9298	16.38	21.8642693
29.04.2015 15:13:08.3	-96.95	520.5	0.9359	16.25	21.9358729
29.04.2015 15:13:08.4	-99.22	520.5	0.9196	16.25	21.744012
29.04.2015 15:13:08.5	-98.88	520.7	0.9454	16.12	22.0469236
29.04.2015 15:13:08.6	-98.9	520.7	0.9582	16.29	22.1956711
29.04.2015 15:13:08.7	-100.82	520.6	0.9709	16.21	22.3422778
29.04.2015 15:13:08.8	-101.65	520.6	1.0541	16.25	23.2798996
29.04.2015 15:13:08.9	-101.41	520.8	0.9889	16.19	22.548434
29.04.2015 15:13:09.0	-101.79	520.8	0.9343	16.27	21.9171143
29.04.2015 15:13:09.1	-104.79	520.7	0.8288	16.2	20.6426319
29.04.2015 15:13:09.2	-104.38	520.7	0.8915	16.13	21.4092213
29.04.2015 15:13:09.3	-104.39	520.7	0.8842	16.15	21.321387
29.04.2015 15:13:09.4	-105.72	520.6	0.8134	16.28	20.4499514
29.04.2015 15:13:09.5	-107.28	520.6	0.8799	16.2	21.2694792
29.04.2015 15:13:09.6	-106.95	520.6	0.903	16.16	21.5468641
29.04.2015 15:13:09.7	-107.54	520.6	0.9288	16.19	21.8525086
29.04.2015 15:13:09.8	-109.9	520.5	0.9122	16.31	21.6563485
29.04.2015 15:13:09.9	-109.73	520.5	0.8964	16.24	21.467977
29.04.2015 15:13:10.0	-109.54	520.6	0.8644	16.11	21.0813091
29.04.2015 15:13:10.1	-111.38	520.7	0.8567	16.27	20.9872038
29.04.2015 15:13:10.2	-112.26	520.7	1.0542	16.36	23.2810039
29.04.2015 15:13:10.3	-112.28	520.6	0.9353	16.33	21.9288403
29.04.2015 15:13:10.4	-112.27	520.9	0.8547	16.1	20.9626918
29.04.2015 15:13:10.5	-115	520.9	0.9414	16.3	22.0002337
29.04.2015 15:13:10.6	-114.73	520.7	0.8774	16.24	21.2392419
29.04.2015 15:13:10.7	-114.97	520.7	0.9313	16.32	21.8818985
29.04.2015 15:13:10.8	-116.07	520.9	0.808	16.13	20.3819568
29.04.2015 15:13:10.9	-117.92	520.8	0.8427	16.25	20.8150134
29.04.2015 15:13:11.0	-117.78	520.8	0.9244	16.28	21.8006863
29.04.2015 15:13:11.1	-117.79	520.8	0.8973	16.34	21.4787514

29.04.2015 15:13:11.2	-119.98	520.9	0.9046	16.19	21.5659448
29.04.2015 15:13:11.3	-120.35	521	0.9219	16.36	21.7718668
29.04.2015 15:13:11.4	-120.62	520.9	0.9692	16.28	22.3227091
29.04.2015 15:13:11.5	-120.22	521	0.9493	16.23	22.0923512
29.04.2015 15:13:11.6	-122.73	521.1	0.9134	16.24	21.6705883
29.04.2015 15:13:11.7	-122.99	521.1	0.9024	16.29	21.5397045
29.04.2015 15:13:11.8	-123.06	521.2	1.0444	16.15	23.1725394
29.04.2015 15:13:11.9	-124.91	521.3	0.9794	16.17	22.4398654
29.04.2015 15:13:12.0	-125.92	521.4	0.9728	16.3	22.3641285
29.04.2015 15:13:12.1	-125.92	521.4	0.9365	16.31	21.9429032
29.04.2015 15:13:12.2	-126.28	521.5	0.9053	16.13	21.5742873
29.04.2015 15:13:12.3	-128.45	521.7	0.9707	16.06	22.3399765
29.04.2015 15:13:12.4	-128.43	521.8	0.7484	16.23	19.615848
29.04.2015 15:13:12.5	-128.43	521.8	0.8457	16.15	20.852031
29.04.2015 15:13:12.6	-129.82	522	0.8845	16.07	21.3250037
29.04.2015 15:13:12.7	-131.13	522.2	0.9278	15.91	21.8407416
29.04.2015 15:13:12.8	-131.08	522.2	0.9903	16.09	22.5643894
29.04.2015 15:13:12.9	-131.58	522.1	0.8569	16.22	20.9896535
29.04.2015 15:13:13.0	-133.91	522.2	0.8812	16.12	21.2851856
29.04.2015 15:13:13.1	-133.55	522.3	0.9033	16.13	21.550443
29.04.2015 15:13:13.2	-133.66	522.3	0.9775	16.25	22.4180885
29.04.2015 15:13:13.3	-134.36	522.2	0.9363	16.14	21.94056
29.04.2015 15:13:13.4	-136.44	522.3	0.9365	16.12	21.9429032
29.04.2015 15:13:13.5	-136.17	522.4	0.9615	16.09	22.2338587
29.04.2015 15:13:13.6	-136.38	522.4	0.8981	16.19	21.4883241
29.04.2015 15:13:13.7	-139.42	522.5	0.8866	16.17	21.3503039
29.04.2015 15:13:13.8	-139.08	522.6	0.8723	16.15	21.1774241
29.04.2015 15:13:13.9	-139.06	522.8	0.9034	16.18	21.5516358
29.04.2015 15:13:14.0	-139.6	522.8	0.7871	16.28	20.1166265
29.04.2015 15:13:14.1	-141.98	522.9	0.8554	16.16	20.9712743
29.04.2015 15:13:14.2	-141.61	523	0.7945	16.12	20.2109696
29.04.2015 15:13:14.3	-141.71	523.1	0.8252	16.1	20.5977511
29.04.2015 15:13:14.4	-143.39	523.2	0.8458	16.22	20.8532638
29.04.2015 15:13:14.5	-144.86	523.3	0.8368	16.1	20.7420192
29.04.2015 15:13:14.6	-144.61	523.6	0.9673	16.09	22.3008179
29.04.2015 15:13:14.7	-144.77	523.7	0.9191	16.22	21.7380999
29.04.2015 15:13:14.8	-146.39	523.7	0.9585	16.31	22.1991454
29.04.2015 15:13:14.9	-147.48	523.9	0.9011	16.13	21.5241838
29.04.2015 15:13:15.0	-147.17	524.2	0.8791	16.17	21.259808
29.04.2015 15:13:15.1	-148.34	524.5	0.9041	16.21	21.5599839
29.04.2015 15:13:15.2	-150.41	524.4	0.9549	16.18	22.1574176
29.04.2015 15:13:15.3	-150.23	524.6	0.932	16.08	21.8901206
29.04.2015 15:13:15.4	-150.21	524.9	1.0349	16.16	23.0669084
29.04.2015 15:13:15.5	-151.33	525.1	0.9502	16.17	22.1028212
29.04.2015 15:13:15.6	-153.1	525.1	0.8551	16.24	20.9675965
29.04.2015 15:13:15.7	-152.8	525.3	0.8509	16.12	20.9160398
29.04.2015 15:13:15.8	-152.72	525.5	0.8935	16.14	21.4332227
29.04.2015 15:13:15.9	-155.2	525.6	0.9632	16.14	22.2535055
29.04.2015 15:13:16.0	-155.49	525.5	0.9578	16.06	22.1910378
29.04.2015 15:13:16.1	-155.32	525.6	0.9024	16.08	21.5397045
29.04.2015 15:13:16.2	-155.42	525.8	0.8863	16.18	21.3466914
29.04.2015 15:13:16.3	-158.35	525.8	0.9313	16.26	21.8818985
29.04.2015 15:13:16.4	-158.57	525.9	0.7701	16.11	19.8981985
29.04.2015 15:13:16.5	-158.18	526	0.8839	16.09	21.3177696
29.04.2015 15:13:16.6	-160.36	526.1	0.7883	16.23	20.1319554
29.04.2015 15:13:16.7	-161.35	526.2	0.8964	16.3	21.467977
29.04.2015 15:13:16.8	-161.42	526.2	0.8205	16.14	20.5390092
29.04.2015 15:13:16.9	-161.21	526.4	0.7768	16.08	19.9845699
29.04.2015 15:13:17.0	-163.32	526.5	0.9157	16.27	21.6978551
29.04.2015 15:13:17.1	-163.92	526.5	1.0119	16.27	22.8091444
29.04.2015 15:13:17.2	-163.95	526.5	1.0075	16.13	22.7595004
29.04.2015 15:13:17.3	-164.28	526.8	1.0011	16.15	22.687097
29.04.2015 15:13:17.4	-167	526.9	0.9622	16.23	22.2419507
29.04.2015 15:13:17.5	-166.89	526.9	1.0143	16.21	22.8361775
29.04.2015 15:13:17.6	-166.86	527	1.0488	16.11	23.2213004
29.04.2015 15:13:17.7	-167.39	527.2	1.1061	16.12	23.8472
29.04.2015 15:13:17.8	-169.58	527.4	1.0529	16.12	23.2666448
29.04.2015 15:13:17.9	-169.48	527.3	0.9741	16.28	22.3790666
29.04.2015 15:13:18.0	-169.35	527.5	0.952	16.12	22.1237464
29.04.2015 15:13:18.1	-171.32	527.7	0.99	16.11	22.5609714
29.04.2015 15:13:18.2	-172.51	527.7	0.8756	16.16	21.2174444

29.04.2015 15:13:18.3	-172.47	527.8	0.9413	16.18	21.9990652
29.04.2015 15:13:18.4	-173.26	527.9	0.999	16.07	22.6632892
29.04.2015 15:13:18.5	-175.08	528	1.0214	16.12	22.9159636
29.04.2015 15:13:18.6	-174.95	528	0.9541	16.2	22.1481341
29.04.2015 15:13:18.7	-174.98	528.1	0.8731	16.12	21.1871329
29.04.2015 15:13:18.8	-176.11	528.2	0.8858	16.02	21.3406693
29.04.2015 15:13:18.9	-177.7	528.3	0.9759	16.22	22.3997337
29.04.2015 15:13:19.0	-177.56	528.2	0.8326	16.23	20.6899004
29.04.2015 15:13:19.1	-178.32	528.3	0.9172	16.19	21.7156193
29.04.2015 15:13:19.2	-180.61	528.4	0.9352	16.09	21.927668
29.04.2015 15:13:19.3	-180.5	528.4	0.9483	16.24	22.080712
29.04.2015 15:13:19.4	-180.52	528.3	0.976	16.26	22.4008814
29.04.2015 15:13:19.5	-182.21	528.3	1.0059	16.14	22.7414212
29.04.2015 15:13:19.6	-183.08	528.5	0.9231	16.13	21.7853516
29.04.2015 15:13:19.7	-183.09	528.6	0.8359	16.18	20.730862
29.04.2015 15:13:19.8	-183.16	528.5	0.8908	16.11	21.4008144
29.04.2015 15:13:19.9	-185.07	528.5	0.9576	16.07	22.1887208
29.04.2015 15:13:20.0	-185.57	528.7	0.9671	16.08	22.2985123
29.04.2015 15:13:20.1	-185.71	528.8	0.914	16.09	21.6777047
29.04.2015 15:13:20.2	-187.08	528.7	0.9376	16.17	21.9557864
29.04.2015 15:13:20.3	-188.68	528.7	0.9379	16.1	21.9592986
29.04.2015 15:13:20.4	-188.54	528.9	0.9151	16.2	21.6907453
29.04.2015 15:13:20.5	-188.69	529	0.9896	16.14	22.5564131
29.04.2015 15:13:20.6	-190.13	529	1.0167	16.2	22.8631786
29.04.2015 15:13:20.7	-191.15	529	0.9473	16.08	22.0690666
29.04.2015 15:13:20.8	-191.15	529.1	0.9381	16.2	21.9616398
29.04.2015 15:13:20.9	-191.25	529.2	0.8691	16.18	21.1385441
29.04.2015 15:13:21.0	-194.23	529.2	0.8489	16.16	20.8914442
29.04.2015 15:13:21.1	-194.03	529.3	0.9885	16.05	22.5438732
29.04.2015 15:13:21.2	-194.14	529.4	1.0932	16.22	23.707732
29.04.2015 15:13:21.3	-194.23	529.4	1.0363	16.18	23.0825054
29.04.2015 15:13:21.4	-196.92	529.4	1.0445	16.11	23.1736487
29.04.2015 15:13:21.5	-196.72	529.5	1.0093	16.09	22.7798224
29.04.2015 15:13:21.6	-196.91	529.6	0.914	16.22	21.6777047
29.04.2015 15:13:21.7	-199.16	529.6	0.9724	16.12	22.3595301
29.04.2015 15:13:21.8	-199.73	529.6	0.8915	16.01	21.4092213
29.04.2015 15:13:21.9	-199.66	529.7	0.9387	15.99	21.968662
29.04.2015 15:13:22.0	-200.14	529.8	0.8423	16.11	20.8100727
29.04.2015 15:13:22.1	-202.51	529.7	0.9806	16.21	22.4536083
29.04.2015 15:13:22.2	-202.18	529.7	0.8685	16.13	21.1312461
29.04.2015 15:13:22.3	-202.32	529.8	0.8523	16.16	20.9332395
29.04.2015 15:13:22.4	-203.96	529.8	0.8935	16.15	21.4332227
29.04.2015 15:13:22.5	-205.06	529.7	0.9226	16.17	21.7794507
29.04.2015 15:13:22.6	-204.8	529.7	0.9377	16.06	21.9569572
29.04.2015 15:13:22.7	-205.64	529.8	0.8432	16.19	20.8211875
29.04.2015 15:13:22.8	-207.66	529.8	0.9347	16.09	21.9218054
29.04.2015 15:13:22.9	-207.45	529.8	0.8738	16.15	21.1956245
29.04.2015 15:13:23.0	-207.36	529.9	0.9453	15.93	22.0457575
29.04.2015 15:13:23.1	-208.48	529.9	0.8847	16.21	21.3274146
29.04.2015 15:13:23.2	-210.24	529.9	1.0222	16.22	22.9249362
29.04.2015 15:13:23.3	-210.07	530	0.9728	16.11	22.3641285
29.04.2015 15:13:23.4	-209.97	530.2	1.097	16.06	23.7489007
29.04.2015 15:13:23.5	-212.51	530.3	0.9715	16.18	22.3491803
29.04.2015 15:13:23.6	-212.94	530.4	0.9788	16.16	22.4329908
29.04.2015 15:13:23.7	-212.93	530.5	0.9363	16.14	21.94056
29.04.2015 15:13:23.8	-214.32	530.7	0.9615	16.03	22.2338587
29.04.2015 15:13:23.9	-215.56	530.9	0.8994	16.12	21.5038706
29.04.2015 15:13:24.0	-215.47	530.9	0.8197	16.14	20.5289939
29.04.2015 15:13:24.1	-215.51	531	0.8425	16.13	20.8125432
29.04.2015 15:13:24.2	-216.84	531.3	0.8281	16.01	20.6339127
29.04.2015 15:13:24.3	-217.59	531.4	0.8701	16.13	21.1507018
29.04.2015 15:13:24.4	-217.64	531.3	0.8875	16.03	21.3611376
29.04.2015 15:13:24.5	-217.55	531.3	0.9553	15.96	22.1620579
29.04.2015 15:13:24.6	-217.6	531.4	1.0017	16	22.6938946
29.04.2015 15:13:24.7	-217.57	531.4	0.9294	16.04	21.8595658
29.04.2015 15:13:24.8	-217.58	531.4	0.8613	15.99	21.0434732
29.04.2015 15:13:24.9	-217.58	531.4	0.9892	15.98	22.551854
29.04.2015 15:13:25.0	-217.58	531.5	1.0366	15.99	23.0858463
29.04.2015 15:13:25.1	-217.59	531.5	1.0703	16.08	23.4581068
29.04.2015 15:13:25.2	-217.59	531.4	0.9139	16.09	21.6765188
29.04.2015 15:13:25.3	-217.58	531.5	0.9581	16.06	22.1945129

29.04.2015 15:13:25.4	-217.57	531.5	0.8591	16.05	21.0165806
29.04.2015 15:13:25.5	-217.57	531.5	0.7887	16.11	20.1370625
29.04.2015 15:13:25.6	-217.59	531.5	0.809	16.08	20.3945655
29.04.2015 15:13:25.7	-217.55	531.5	0.8556	15.89	20.9737258
29.04.2015 15:13:25.8	-217.54	531.6	0.8253	16.19	20.5989992
29.04.2015 15:13:25.9	-217.62	531.5	0.8798	16.08	21.2682705
29.04.2015 15:13:26.0	-217.6	531.4	0.9525	16.13	22.1295554
29.04.2015 15:13:26.1	-217.57	531.5	0.9974	16.04	22.6451332
29.04.2015 15:13:26.2	-217.56	531.4	0.8427	16.18	20.8150134
29.04.2015 15:13:26.3	-217.46	531.3	0.8563	16.06	20.9823037
29.04.2015 15:13:26.4	-217.42	531.3	0.9095	16.01	21.6242747
29.04.2015 15:13:26.5	-217.43	531.4	0.9449	15.99	22.0410927
29.04.2015 15:13:26.6	-217.4	531.3	0.8568	16.1	20.9884287
29.04.2015 15:13:26.7	-217.44	531.1	0.9518	16.05	22.1214223

Calculation of mass flow rate based on polynomial equation fitted to the experimental data

$$= -2.30304493E-14x^6 + 1.57301063E-12x^5 + 1.15341178E-09x^4 + 1.52449346E-05x^2 + 3.47911591E-03x + 2.14628803E+01$$

Please enter below Polynomial Coefficients

Order no	Coeff
6	-2.30304493E-14
5	1.57301063E-12
4	1.15341178E-09
3	-7.33362710E-08
2	1.52449346E-05
1	3.47911591E-03
0	2.14628803E+01

Actual Area	0.274324656	[m2]
Integrated area	0.274324656	[m2]
Area Error	0	[%]
Integrated Mass flow	2.341683984	[Kg/s]

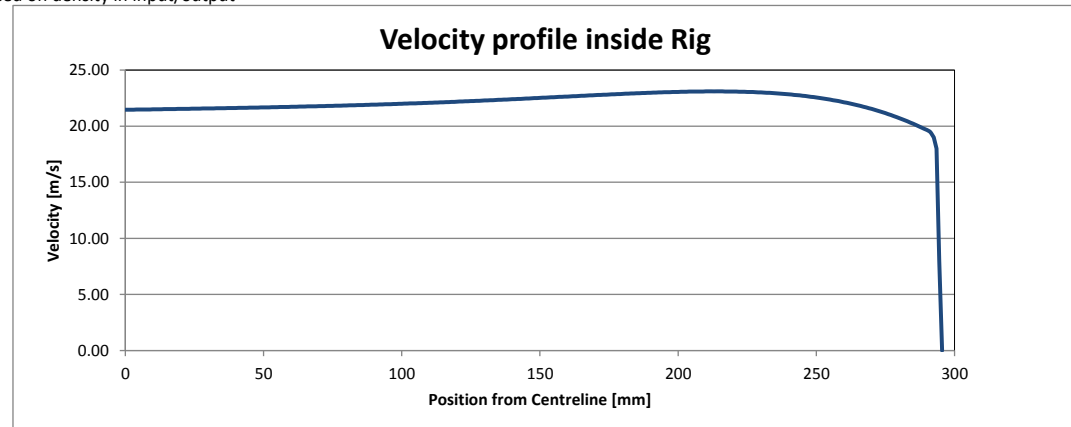
Polynomial curve (dP vs position)

Please do NOT alter any of the figures below

position [mm]	Velocity [m/s]
0	21.462880
1	21.466375
2	21.469899
3	21.473453
4	21.477036
5	21.480649
6	21.484289
7	21.487959
8	21.491656
9	21.495381
10	21.499134
11	21.502915
12	21.506722
13	21.510557
14	21.514420
15	21.518309
16	21.522225
17	21.526169
18	21.530139
19	21.534137
20	21.538162
21	21.542214
22	21.546294
23	21.550402
24	21.554537
25	21.558701
26	21.562893
27	21.567113
28	21.571363
29	21.575641
30	21.579950
31	21.584288
32	21.588657
33	21.593057

Delta Area [m2]	Delta Mass flow [Kg/s]
0	0
3.14159E-06	2.62336E-05
9.42478E-06	7.87138E-05
1.5708E-05	0.000131211
2.19911E-05	0.000183727
2.82743E-05	0.00023626
3.45575E-05	0.000288811
4.08407E-05	0.00034138
4.71239E-05	0.000393968
5.34071E-05	0.000446574
5.96903E-05	0.000499199
6.59734E-05	0.000551844
7.22566E-05	0.000604507
7.85398E-05	0.00065719
8.4823E-05	0.000709893
9.11062E-05	0.000762615
9.73894E-05	0.000815358
0.000103673	0.000868121
0.000109956	0.000920904
0.000116239	0.000973708
0.000122522	0.001026533
0.000128805	0.001079378
0.000135088	0.001132245
0.000141372	0.001185134
0.000147655	0.001238044
0.000153938	0.001290976
0.000160221	0.00134393
0.000166504	0.001396907
0.000172788	0.001449906
0.000179071	0.001502928
0.000185354	0.001555972
0.000191637	0.001609041
0.00019792	0.001662133
0.000204204	0.001715248

Based on density in input/output



34	21.597488
35	21.601951
36	21.606447
37	21.610975
38	21.615537
39	21.620132
40	21.624763
41	21.629428
42	21.634130
43	21.638868
44	21.643644
45	21.648457
46	21.653310
47	21.658202
48	21.663134
49	21.668107
50	21.673122
51	21.678180
52	21.683281
53	21.688427
54	21.693618
55	21.698855
56	21.704139
57	21.709471
58	21.714852
59	21.720283
60	21.725765
61	21.731299
62	21.736885
63	21.742525
64	21.748220
65	21.753970
66	21.759777
67	21.765642
68	21.771565
69	21.777548
70	21.783592
71	21.789697
72	21.795866
73	21.802097
74	21.808394
75	21.814757
76	21.821186
77	21.827683
78	21.834248
79	21.840884
80	21.847590
81	21.854368
82	21.861218
83	21.868142

0.000210487	0.001768388
0.00021677	0.001821552
0.000223053	0.001874741
0.000229336	0.001927954
0.000235619	0.001981193
0.000241903	0.002034457
0.000248186	0.002087747
0.000254469	0.002141063
0.000260752	0.002194406
0.000267035	0.002247776
0.000273319	0.002301172
0.000279602	0.002354596
0.000285885	0.002408048
0.000292168	0.002461528
0.000298451	0.002515037
0.000304734	0.002568575
0.000311018	0.002622142
0.000317301	0.002675738
0.000323584	0.002729365
0.000329867	0.002783023
0.00033615	0.002836712
0.000342434	0.002890432
0.000348717	0.002944184
0.000355	0.002997969
0.000361283	0.003051787
0.000367566	0.003105638
0.00037385	0.003159523
0.000380133	0.003213442
0.000386416	0.003267397
0.000392699	0.003321387
0.000398982	0.003375413
0.000405265	0.003429476
0.000411549	0.003483575
0.000417832	0.003537713
0.000424115	0.003591889
0.000430398	0.003646104
0.000436681	0.003700358
0.000442965	0.003754653
0.000449248	0.003808988
0.000455531	0.003863365
0.000461814	0.003917784
0.000468097	0.003972246
0.00047438	0.004026751
0.000480664	0.0040813
0.000486947	0.004135894
0.00049323	0.004190534
0.000499513	0.004245219
0.000505796	0.004299952
0.00051208	0.004354732
0.000518363	0.004409561

84	21.875141
85	21.882215
86	21.889365
87	21.896592
88	21.903898
89	21.911283
90	21.918747
91	21.926292
92	21.933918
93	21.941627
94	21.949418
95	21.957293
96	21.965253
97	21.973297
98	21.981427
99	21.989643
100	21.997946
101	22.006336
102	22.014814
103	22.023380
104	22.032034
105	22.040778
106	22.049611
107	22.058533
108	22.067546
109	22.076648
110	22.085841
111	22.095124
112	22.104497
113	22.113960
114	22.123514
115	22.133158
116	22.142892
117	22.152715
118	22.162628
119	22.172630
120	22.182721
121	22.192899
122	22.203165
123	22.213518
124	22.223957
125	22.234482
126	22.245091
127	22.255784
128	22.266559
129	22.277415
130	22.288352
131	22.299368
132	22.310461
133	22.321631

0.000524646	0.004464438
0.000530929	0.004519365
0.000537212	0.004574343
0.000543496	0.004629372
0.000549779	0.004684454
0.000556062	0.004739587
0.000562345	0.004794775
0.000568628	0.004850017
0.000574911	0.004905314
0.000581195	0.004960666
0.000587478	0.005016076
0.000593761	0.005071543
0.000600044	0.005127068
0.000606327	0.005182652
0.000612611	0.005238295
0.000618894	0.005293999
0.000625177	0.005349765
0.00063146	0.005405592
0.000637743	0.005461482
0.000644026	0.005517436
0.00065031	0.005573454
0.000656593	0.005629537
0.000662876	0.005685686
0.000669159	0.005741901
0.000675442	0.005798184
0.000681726	0.005854534
0.000688009	0.005910953
0.000694292	0.005967442
0.000700575	0.006024
0.000706858	0.006080629
0.000713142	0.00613733
0.000719425	0.006194102
0.000725708	0.006250947
0.000731991	0.006307865
0.000738274	0.006364856
0.000744557	0.006421922
0.000750841	0.006479063
0.000757124	0.006536279
0.000763407	0.00659357
0.00076969	0.006650938
0.000775973	0.006708383
0.000782257	0.006765904
0.00078854	0.006823503
0.000794823	0.006881179
0.000801106	0.006938934
0.000807389	0.006996767
0.000813672	0.007054678
0.000819956	0.007112668
0.000826239	0.007170737
0.000832522	0.007228884

134	22.332875
135	22.344192
136	22.355581
137	22.367039
138	22.378564
139	22.390155
140	22.401809
141	22.413524
142	22.425298
143	22.437128
144	22.449012
145	22.460947
146	22.472930
147	22.484958
148	22.497028
149	22.509138
150	22.521283
151	22.533460
152	22.545666
153	22.557898
154	22.570150
155	22.582420
156	22.594703
157	22.606995
158	22.619291
159	22.631587
160	22.643879
161	22.656161
162	22.668429
163	22.680677
164	22.692900
165	22.705092
166	22.717248
167	22.729363
168	22.741430
169	22.753442
170	22.765395
171	22.777280
172	22.789092
173	22.800824
174	22.812468
175	22.824018
176	22.835465
177	22.846803
178	22.858023
179	22.869118
180	22.880080
181	22.890899
182	22.901567
183	22.912076

0.000838805	0.007287111
0.000845088	0.007345416
0.000851372	0.007403801
0.000857655	0.007462264
0.000863938	0.007520806
0.000870221	0.007579426
0.000876504	0.007638125
0.000882788	0.007696902
0.000889071	0.007755756
0.000895354	0.007814687
0.000901637	0.007873695
0.00090792	0.007932779
0.000914203	0.007991939
0.000920487	0.008051173
0.00092677	0.008110482
0.000933053	0.008169863
0.000939336	0.008229317
0.000945619	0.008288842
0.000951903	0.008348437
0.000958186	0.008408101
0.000964469	0.008467833
0.000970752	0.008527632
0.000977035	0.008587495
0.000983319	0.008647422
0.000989602	0.00870741
0.000995885	0.008767459
0.001002168	0.008827566
0.001008451	0.00888773
0.001014734	0.008947947
0.001021018	0.009008217
0.001027301	0.009068537
0.001033584	0.009128904
0.001039867	0.009189316
0.00104615	0.009249771
0.001052434	0.009310265
0.001058717	0.009370796
0.001065	0.009431361
0.001071283	0.009491956
0.001077566	0.009552579
0.001083849	0.009613225
0.001090133	0.009673892
0.001096416	0.009734575
0.001102699	0.009795271
0.001108982	0.009855976
0.001115265	0.009916685
0.001121549	0.009977394
0.001127832	0.010038099
0.001134115	0.010098794
0.001140398	0.010159476
0.001146681	0.010220139

184	22.922417
185	22.932579
186	22.942554
187	22.952332
188	22.961903
189	22.971257
190	22.980384
191	22.989272
192	22.997912
193	23.006291
194	23.014400
195	23.022225
196	23.029755
197	23.036979
198	23.043883
199	23.050456
200	23.056684
201	23.062555
202	23.068054
203	23.073169
204	23.077885
205	23.082188
206	23.086064
207	23.089499
208	23.092476
209	23.094980
210	23.096997
211	23.098510
212	23.099502
213	23.099958
214	23.099861
215	23.099193
216	23.097937
217	23.096076
218	23.093590
219	23.090463
220	23.086674
221	23.082205
222	23.077038
223	23.071151
224	23.064525
225	23.057139
226	23.048973
227	23.040006
228	23.030217
229	23.019582
230	23.008081
231	22.995691
232	22.982388
233	22.968151

0.001152965	0.010280777
0.001159248	0.010341386
0.001165531	0.010401959
0.001171814	0.010462492
0.001178097	0.010522977
0.00118438	0.010583409
0.001190664	0.010643782
0.001196947	0.010704088
0.00120323	0.010764321
0.001209513	0.010824474
0.001215796	0.01088454
0.00122208	0.010944511
0.001228363	0.011004379
0.001234646	0.011064137
0.001240929	0.011123776
0.001247212	0.011183288
0.001253495	0.011242664
0.001259779	0.011301895
0.001266062	0.011360972
0.001272345	0.011419885
0.001278628	0.011478626
0.001284911	0.011537183
0.001291195	0.011595546
0.001297478	0.011653705
0.001303761	0.011711649
0.001310044	0.011769368
0.001316327	0.011826848
0.001322611	0.011884079
0.001328894	0.011941049
0.001335177	0.011997744
0.00134146	0.012054154
0.001347743	0.012110263
0.001354026	0.01216606
0.00136031	0.01222153
0.001366593	0.012276659
0.001372876	0.012331433
0.001379159	0.012385837
0.001385442	0.012439856
0.001391726	0.012493475
0.001398009	0.012546678
0.001404292	0.012599448
0.001410575	0.012651768
0.001416858	0.012703623
0.001423141	0.012754994
0.001429425	0.012805864
0.001435708	0.012856215
0.001441991	0.012906027
0.001448274	0.012955282
0.001454557	0.01300396
0.001460841	0.013052042

234	22.952954
235	22.936774
236	22.919586
237	22.901367
238	22.882090
239	22.861730
240	22.840261
241	22.817657
242	22.793891
243	22.768935
244	22.742763
245	22.715346
246	22.686655
247	22.656663
248	22.625339
249	22.592654
250	22.558578
251	22.523080
252	22.486129
253	22.447694
254	22.407743
255	22.366243
256	22.323162
257	22.278466
258	22.232121
259	22.184094
260	22.134349
261	22.082851
262	22.029565
263	21.974455
264	21.917483
265	21.858613
266	21.797807
267	21.735027
268	21.670234
269	21.603390
270	21.534453
271	21.463384
272	21.390143
273	21.314688
274	21.236977
275	21.156968
276	21.074618
277	20.989884
278	20.902721
279	20.813085
280	20.720931
281	20.626214
282	20.528886
283	20.428902

0.001467124	0.013099507
0.001473407	0.013146334
0.001479669	0.013192502
0.001485973	0.013237989
0.001492257	0.013282774
0.00149854	0.013326833
0.001504823	0.013370143
0.001511106	0.013412681
0.001517389	0.013454423
0.001523672	0.013495343
0.001529956	0.013535418
0.001536239	0.01357462
0.001542522	0.013612925
0.001548805	0.013650304
0.001555088	0.013686732
0.001561372	0.01372218
0.001567655	0.01375662
0.001573938	0.013790023
0.001580221	0.013822359
0.001586504	0.013853598
0.001592787	0.01388371
0.001599071	0.013912664
0.001605354	0.013940427
0.001611637	0.013966967
0.00161792	0.013992251
0.001624203	0.014016246
0.001630487	0.014038916
0.00163677	0.014060227
0.001643053	0.014080144
0.001649336	0.014098629
0.001655619	0.014115646
0.001661903	0.014131158
0.001668186	0.014145126
0.001674469	0.01415751
0.001680752	0.014168271
0.001687035	0.014177369
0.001693318	0.014184763
0.001699602	0.01419041
0.001705885	0.014194268
0.001712168	0.014196293
0.001718451	0.014196442
0.001724734	0.014194669
0.001731018	0.014190928
0.001737301	0.014185173
0.001743584	0.014177357
0.001749867	0.014167432
0.00175615	0.014155348
0.001762433	0.014141056
0.001768717	0.014124506
0.001775	0.014105645

284	20.326213
285	20.220772
286	20.112530
287	20.001439
288	19.887448
289	19.770506
290	19.650564
291	19.527569
291.5	19.400000
292.5	19.000000
293.5	18.000000
294.5	8.000000
295.5	0.000000

0.001781283	0.014084421
0.001787566	0.014060782
0.001793849	0.014034673
0.001800133	0.014006039
0.001806416	0.013974825
0.001812699	0.013940973
0.001818982	0.013904426
0.001825265	0.013865125
0.000914989	0.006905055
0.00183469	0.013560195
0.001840973	0.012890495
0.001847256	0.005748662
0.00185354	0

Please do not change any of the values in this sheet

Patm	Atmospheric air pressure - (As recorded from engine data)	975 [mBar]
Patm		97500 [Pa]
Tatm		5 [C]
Tatm		278 [K]
Relative Humidity		95 [%]

$$\rho_{\text{humid air}}^{[1]} = \frac{p_d}{R_d T} + \frac{p_v}{R_v T} = \frac{p_d M_d + p_v M_v}{RT}$$

where:

$\rho_{\text{humid air}}$	Density of the humid air (kg/m ³)
p_d	Partial pressure of dry air (Pa)
R_d	Specific gas constant for dry air, 287.058 J/(kg·K)
T	Temperature (K)
p_v	Pressure of water vapor (Pa)
R_v	Specific gas constant for water vapor, 461.495 J/(kg·K)
M_d	Molar mass of dry air, 0.028964 (kg/mol)
M_v	Molar mass of water vapor, 0.018016 (kg/mol)
R	Universal gas constant, 8.314 J/(K·mol)

$$\rho_{\text{humid air}} = 1.217898 \text{ Kg/m}^3$$

$$0.318090154$$

The vapor pressure of water may be calculated from the [saturation vapor pressure](#) and [relative humidity](#). It is found by:

$$p_v = \phi p_{\text{sat}}$$

$$p_u = 828.6578 \text{ [Pa]}$$

Where:

p_v	Vapor pressure of water
ϕ	Relative humidity
p_{sat}	Saturation vapor pressure

The [saturation vapor pressure of water](#) at any given temperature is the vapor pressure when relative humidity is 100%. One formula ^[1] used to find the saturation vapor pressure is:

$$p_{\text{sat}} = 6.1078 \times 10^{\frac{7.5T}{T+237.3}}$$

$$p_{\text{sat}} = 8.722714 \text{ hPa}$$

$$p_{\text{sat}} = 872.2714 \text{ [Pa]}$$

where T is in degrees C. Note:

$$\rho = \frac{p}{R_{\text{specific}} T} \quad 1.22177 \text{ [kg/m}^3]$$

$$R = 287.058 \text{ J/Kg K}$$

$$T = \text{Temperature in degrees Kelvin}$$

$$P = \text{Absolute Pressure in Pa}$$