

Naming Convention

Section Identifier
 i.e. HE, HR, CD or EP

Section Number (1-6)
 Numbered from downstream to upstream

Vertical position in section (sides only) i.e. U, M or L.
 Absence of letter denotes centreline

Longitudinal position in section (numbered from 1)

Side
 i.e. R, L, T or B

Key

CD	Circular duct	U	Upper
HR	HRSG	M	Middle
HE	Heat Exchanger	L	Lower
EP	End Plate	R	Right Side (when viewed downstream from engine)
		L	Left Side
		T	Top
		B	Bottom

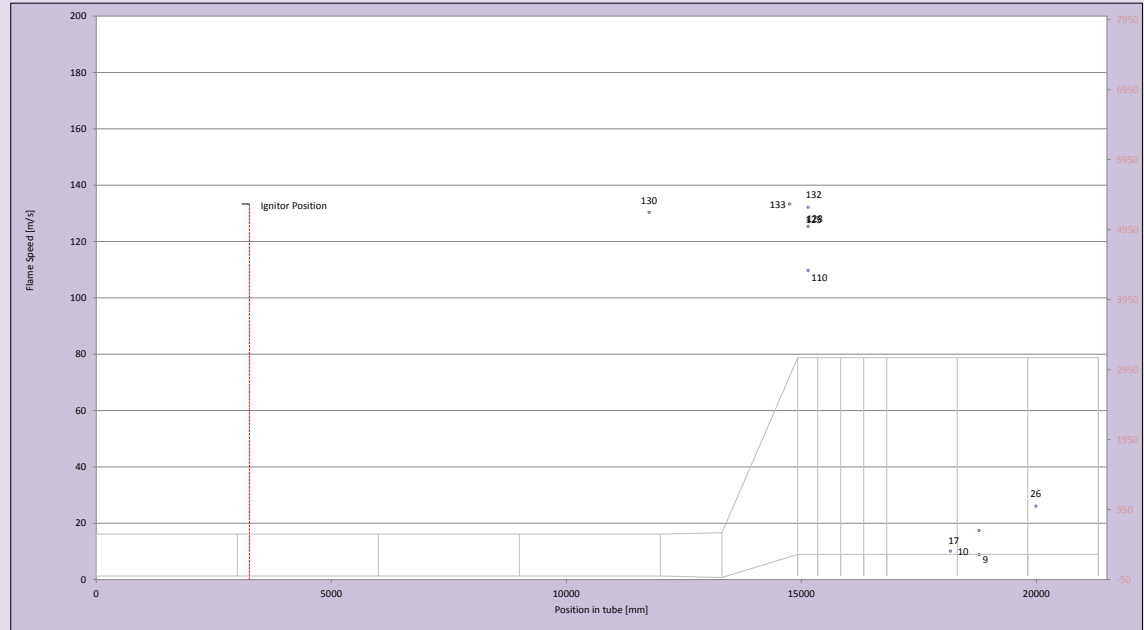
There are 13 sections on the rig

- 4 circular duct sections (CD1 to CD4)
- 6 HRSG sections (HR1 to HR6)
- 3 heat exchanger sections (HE1 to HE3) located between HR3 and HR4

Location of igniter 3258 mm Time of ignition 21.92529 seconds

IP Number	Location label	Data Name	Position in tube (mm)	Flame arrival time (s)	Avg Flame speed from last sensor (m/s)
IP0	CD4-L6	Ionisation probe 0	11758	21.99050	130
IP1	HR2-L5L	Ionisation probe 1	14745	22.01145	133
IP2	HR2-L5M	Ionisation probe 2	14745	22.01705	
IP3	HR2-L5U	Ionisation probe 3	14745	22.02733	
IP4	HR3-R1L	Ionisation probe 4	15140	22.01519	132
IP5	HR3-R1LM	Ionisation probe 5	15140	22.02005	125
IP6	HR3-R1M	Ionisation probe 6	15140	22.01835	128
IP7	HR3-R1U	Ionisation probe 7	15140	22.03353	110
IP8	HR3-L1U	Ionisation probe 8	15140	22.02233	
IP9	HE2-R1M	Ionisation probe 9	16090	22.02932	
IP10	HR4-L1L	Ionisation probe 10	16985	22.04233	
IP11	HR4-L1M	Ionisation probe 11	16985	22.06524	
IP12	HR4-L1U	Ionisation probe 12	16985	22.07188	
IP13	HR4-R1L	Ionisation probe 13	16985	22.12912	
IP14	HR4-R3U	Ionisation probe 14	17575	22.05202	
IP15	HR4-L5L	Ionisation probe 15	18165	22.15899	10
IP16	HR4-L5M	Ionisation probe 16	18165	NW	
IP17	HR4-L5U	Ionisation probe 17	18165	22.15925	
IP18	HR4-R5M	Ionisation probe 18	18165	22.08503	
IP19	HR5-L2L	Ionisation probe 19	18775	22.06825	
IP20	HR5-L2M	Ionisation probe 20	18775	22.11753	
IP21	HR5-L2U	Ionisation probe 21	18775	22.17446	17
IP22	HR5-R2U	Ionisation probe 22	18775	22.18665	9
IP23	HR6-L1M	Ionisation probe 23	19985	22.18029	26

KEY: ND - not detected - sensor working but flame too weak to be picked up
 NW - not working - sensor not working

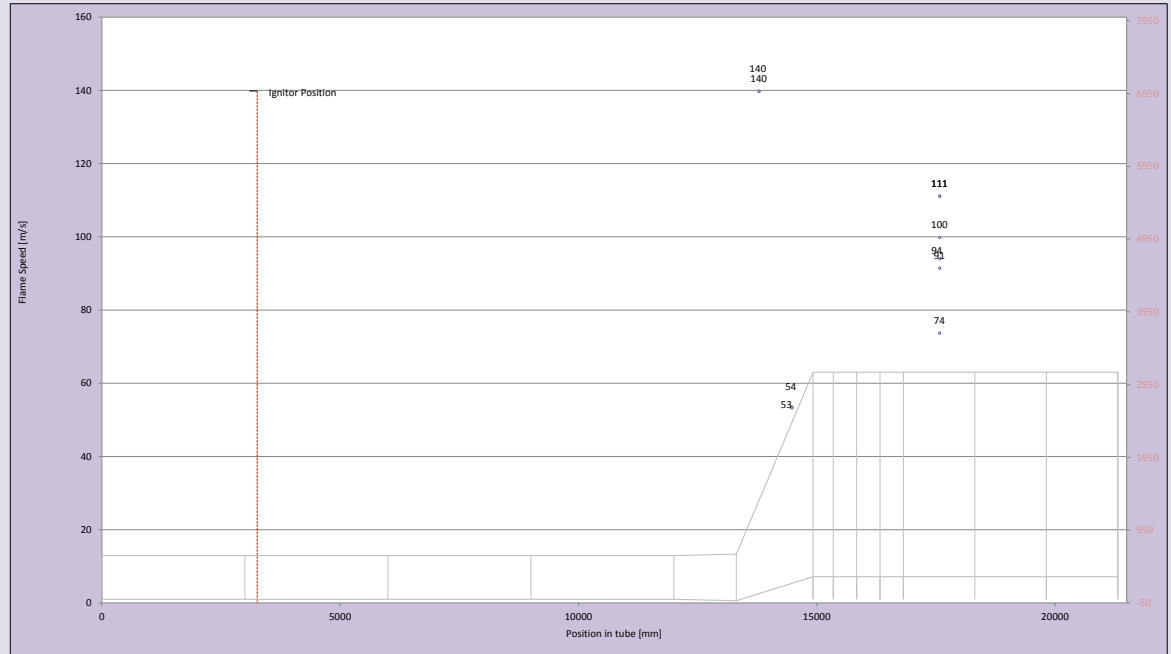


Location of igniter 3258 mm

Time of ignition 21.92529 seconds

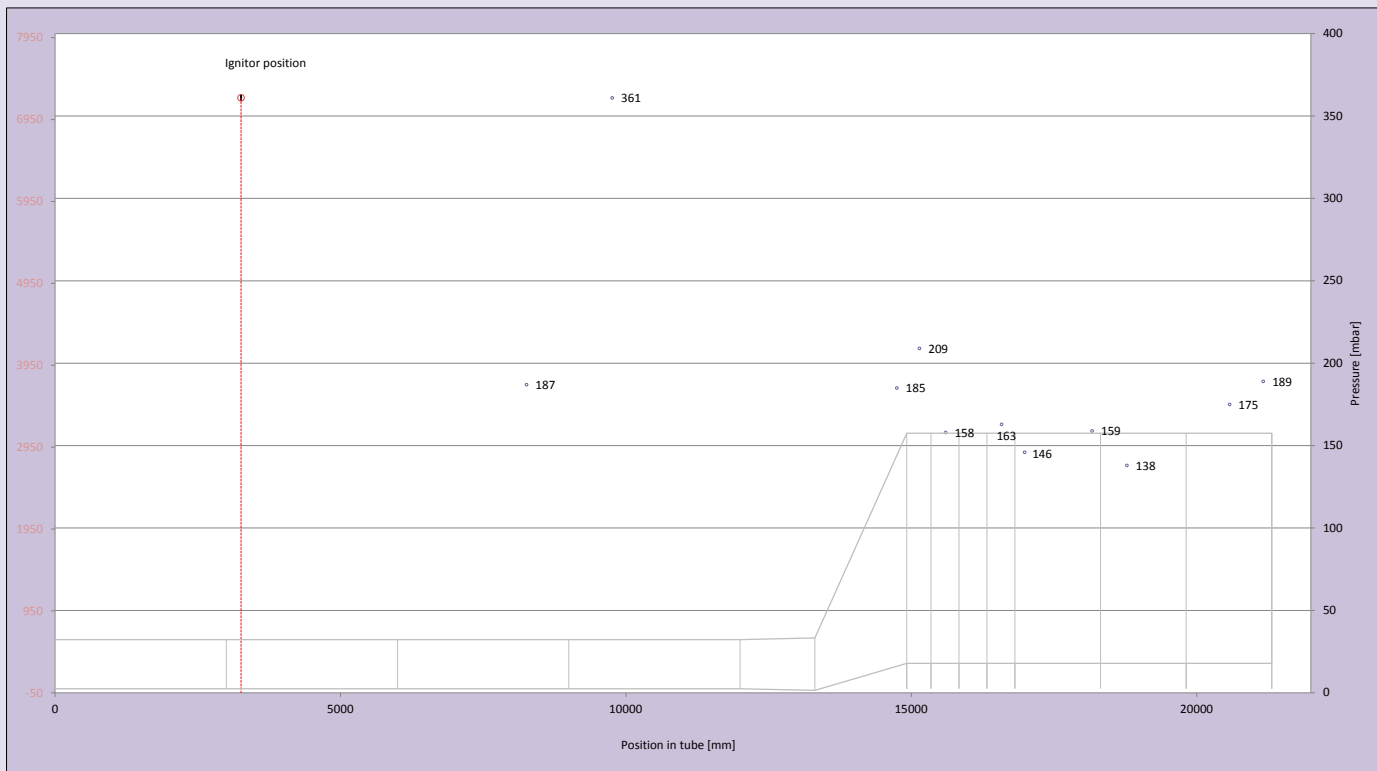
Rake Number	IP Number	Location label	Data Name	Position in tube (mm)	Flame arrival time (s)	Avg Flame speed from last sensor (m/s)
RA1	IP24	HR2-R2M	IP24	13785		
RA1	IP25	HR2-R2M	IP25	13785	22.0006	140
RA1	IP26	HR2-R2M	IP26	13785	22.0006	140
RA2	IP27	HR2-R4M	IP27	14475	22.0177	
RA2	IP28	HR2-R4M	IP28	14475	22.0135	54
RA2	IP29	HR2-R4M	IP29	14475	22.0135	53
RA3	IP30	HR4-R3M	IP30	17575	22.0516	91
RA3	IP31	HR4-R3M	IP31	17575	22.0465	94
RA3	IP32	HR4-R3M	IP32	17575	22.0556	74
RA4	IP33	HR4-R3L	IP33	17575	22.0456	111
RA4	IP34	HR4-R3L	IP34	17575	22.0446	100
RA4	IP35	HR4-R3L	IP35	17575	22.0414	111

KEY: ND - not detected - sensor working but flame too weak to be picked up
 NW - not working - sensor not working



Location of igniter mm

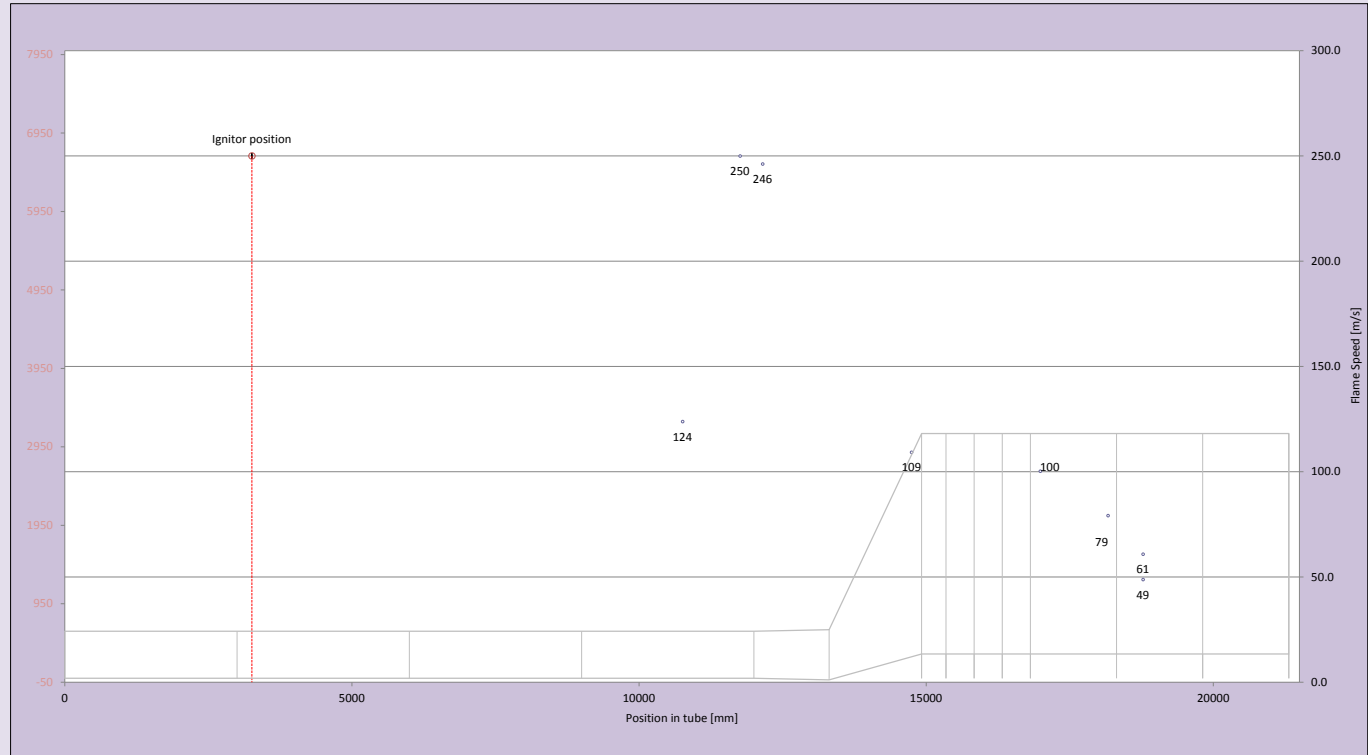
Transducer number	Location	Position in tube [mm]	DPmax [mbar]	Time DPmax [sec]
KU0	CD3-R5	8258	187	22.0298
KU1	CD4-R2	9758	361	22.0540
KU2	HR2-T5	14745	185	22.0225
KU3	HR3-L1L	15140	209	22.0480
KU4	HE1-R1U	15600	158	22.0213
KU5	HE3-R1L	16580	163	22.0488
KU6	HR4-R1L	16985	146	22.0502
KU7	HR4-R5U	18165	159	22.0479
KU8	HR5-R2L	18775	138	22.0426
KU9	HR6-R3L	20575	175	22.0328
KU10	HR6-L5L	21165	189	22.0338



Location of igniter mm Time of ignitio seconds

OP Number	Location label	Position in tube (mm)	Flame arrival time (s)	Average flame speed (m/s)
OP0	CD4-L4	10758	21.9858	123.9
OP1	CD4-R6	11758	21.9898	250.0
OP2	HR1-R1	12152	21.9914	246.3
OP3	HR2-R5M	14745	22.0152	109.3
OP4	HE1-T1	15600	22.0595	
OP5	HE2-T1	16090	22.0398	
OP6	HE3-T1	16580	22.0678	
OP7	HR4-T1	16985	22.0314	
OP8	HR4-R1M	16985	22.0375	100.3
OP9	HR4-R5L	18165	22.0583	79.2
OP10	HR5-T2	18775	22.0814	60.9
OP11	HR5-R2M	18775	22.0977	48.8

KEY: ND - not detected - sensor working but flame too weak to be picked up
 NW - not working - sensor not working

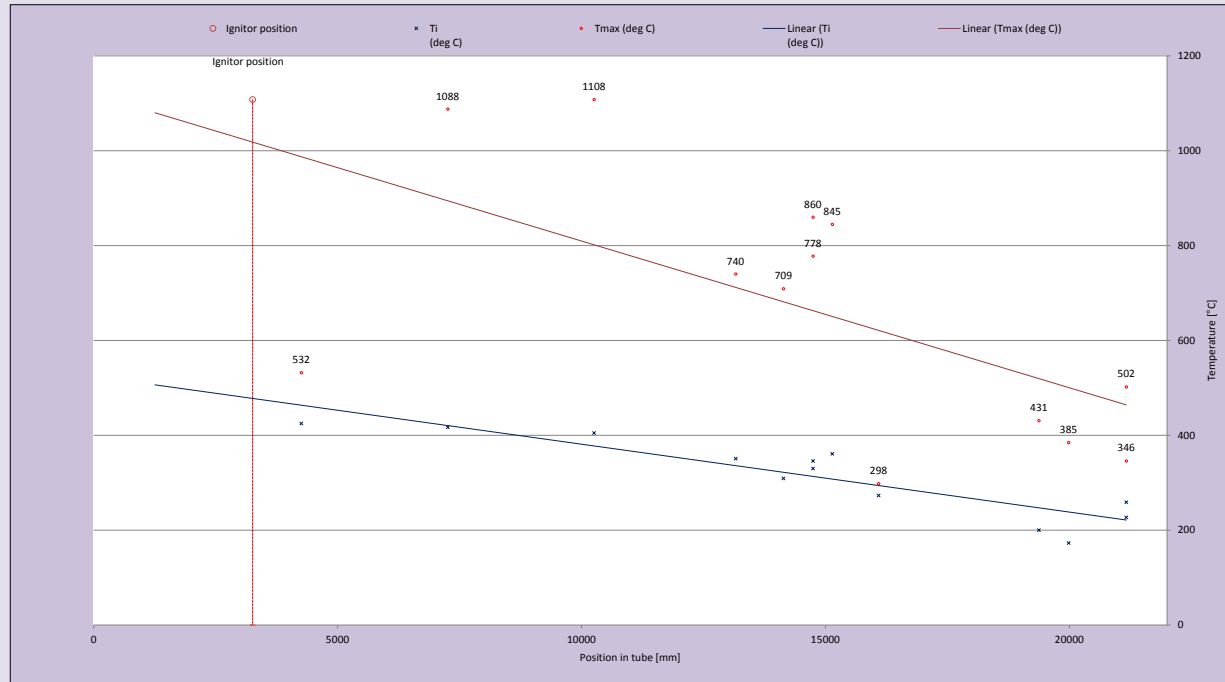


Location of igniter mm Time of ignition seconds

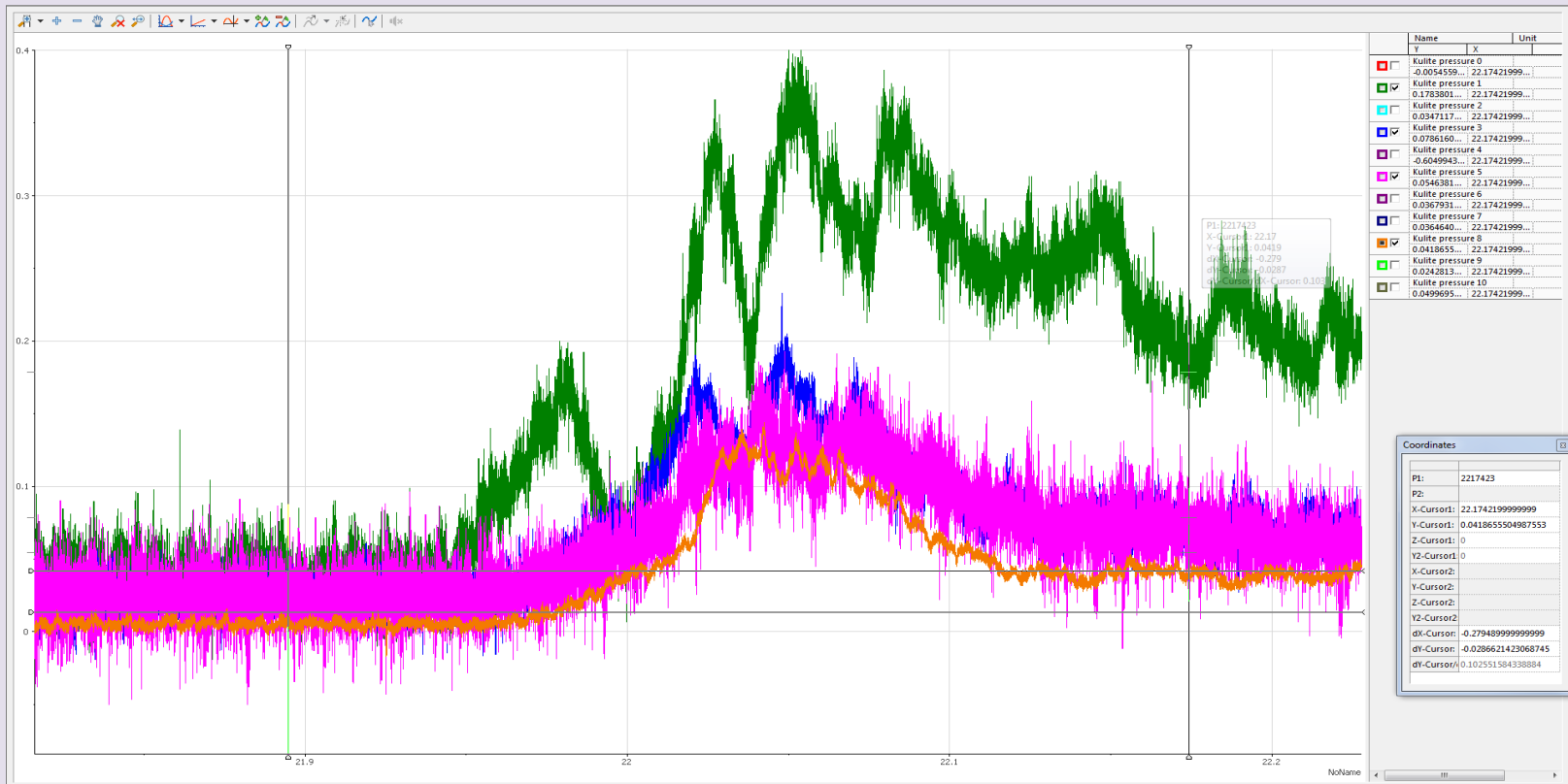
Thermocouple number	Location	Position in tube (mm)	T _{max} (deg C)	T _i (deg C)
TC0	CD1-R3	1258		
TC2	CD2-R3	4258	532	425
TC4	CD3-R3	7258	1088	417
TC6	CD4-R3	10258	1108	405
TC8	HR1-R2	13160	740	351
TC12	CD3-T1	6258	605	413
TC13	CD3-L1	6258	585	425
TC14	CD3-B1	6258		
TC15	CD3-R1	6258	534	435
TC16	HR2-R3M	14140	709	309
TC17	HR2-R5L	14745	860	346
TC18	HR2-R5U	14745	778	330
TC19	HR3-L1M	15140	845	361
TC20	HE2-R1L	16090		
TC21	HE2-R1U	16090	298	273
TC22	HR5-R4M	19375	431	200
TC23	HR6-R1M	19985	385	173
TC24	HR6-R5L	21165	346	227
TC25	HR6-R5U	21165	502	259

surface thermocouples [not plotted]

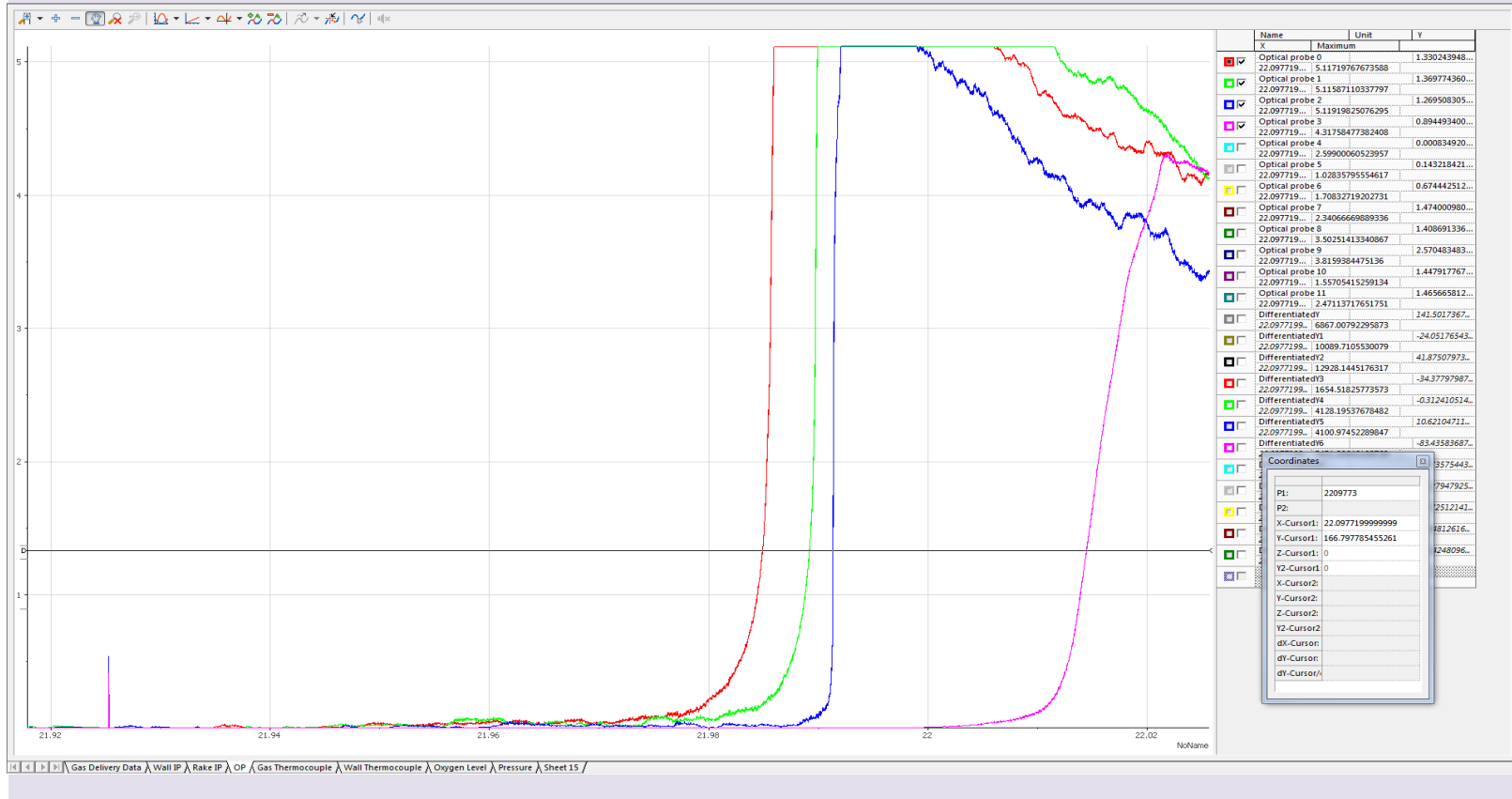
TC1	CD1-T2	1508	227	218
TC3	CD2-T2	4508	203	195
TC5	CD3-T2	7508	211	204
TC7	CD4-T2	10508	176	171



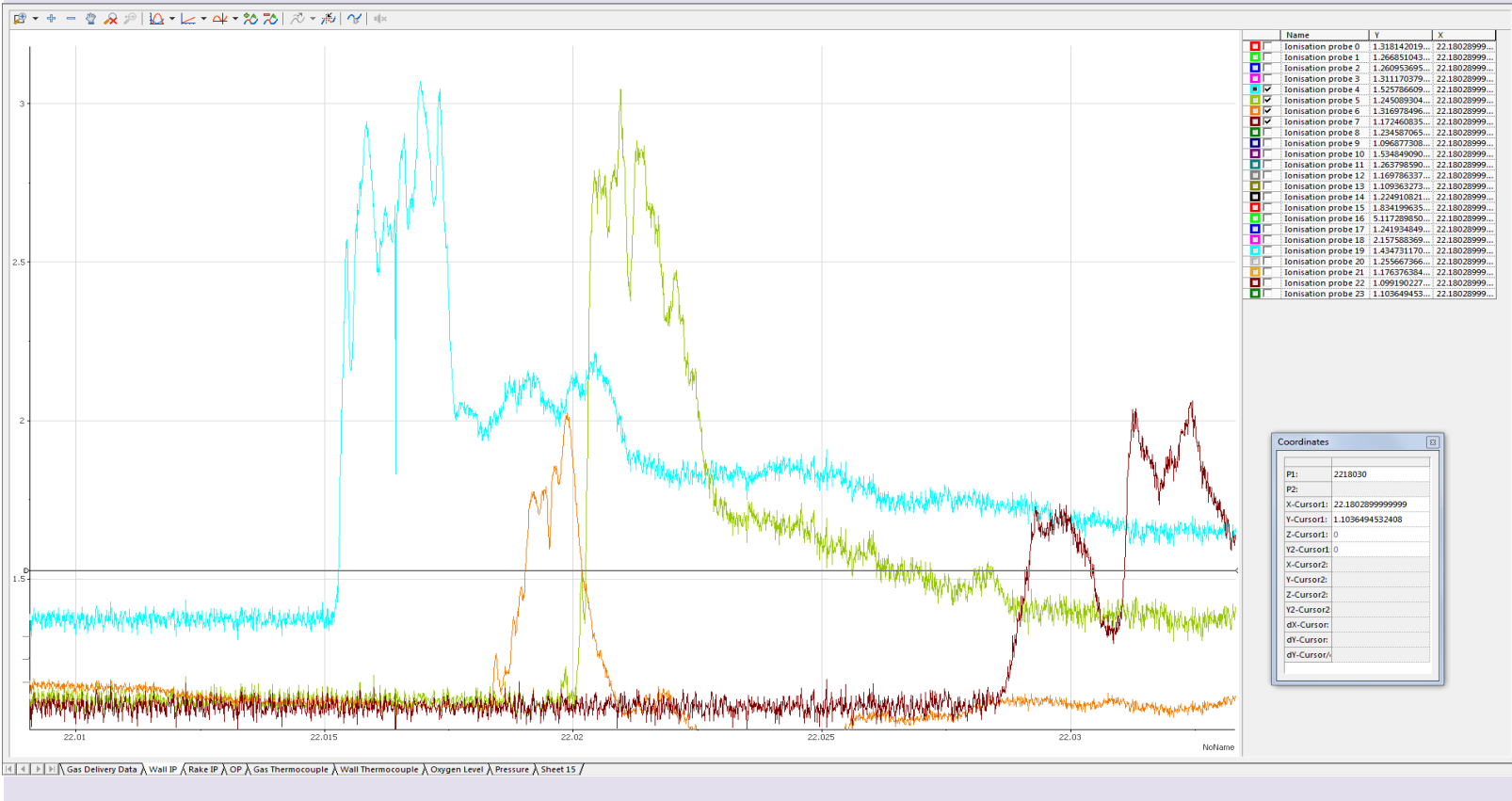
Pressure



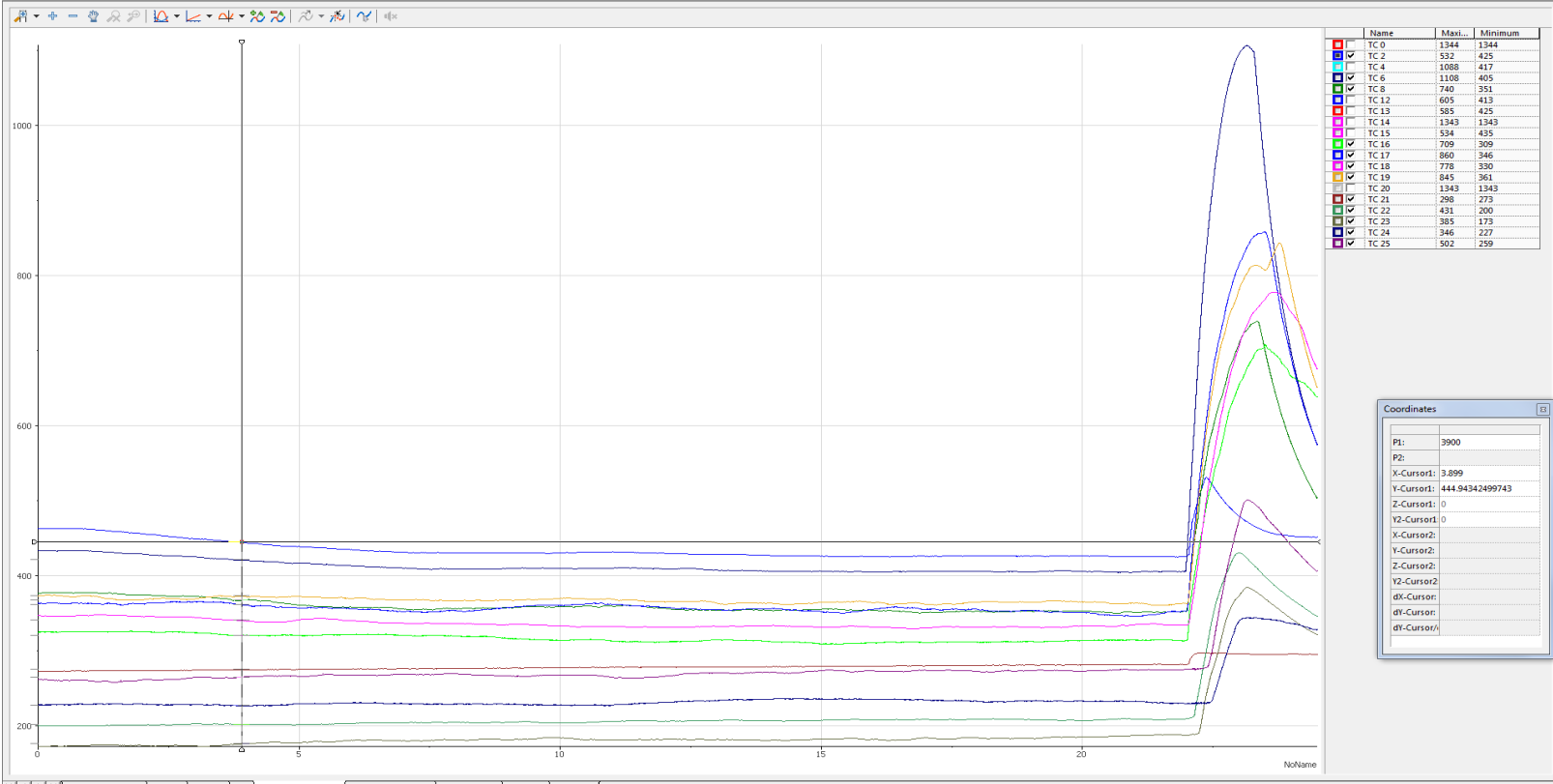
Optical Probes

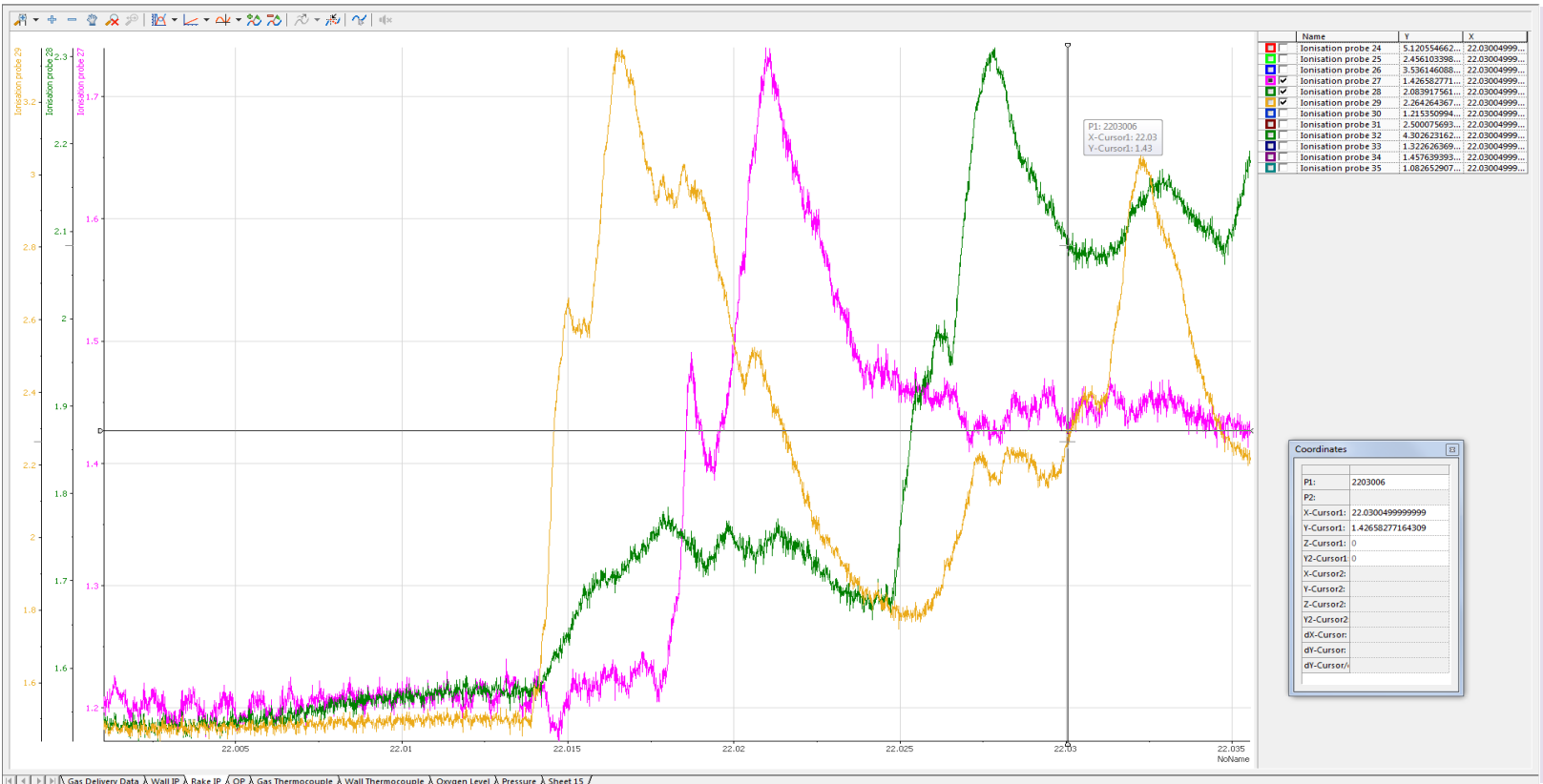


Ionisation Probes



Temperature





Sensor	OLD DESIGNATION	NEW DESIGNATION	Section	Section Number	Side	Horizontal Location	Vertical Location	PORT REF	SIZE	"X"	"Y"	"Z"
-		CD1-T1	CD	1	T	1		1	1" BSPP	0	298	258
TC1	TS1-1	CD1-T2	CD	1	T	2		NA	SURFACE	0	298	1508
-		CD1-B1	CD	1	B	1		2	1" BSPP	0	-298	258
-	NS1-1	CD1-R1	CD	1	R	1		3	3/4" BSPP	298	0	258
-	FS1-1	CD1-L1	CD	1	L	1		4	3/4" BSPP	-298	0	258
-	NS1-2	CD1-R2	CD	1	R	2		5	3/4" BSPP	298	0	758
-	FS1-2	CD1-L2	CD	1	L	2		6	3/4" BSPP	-298	0	758
TC0	NS1-3	CD1-R3	CD	1	R	3		7	3/4" BSPP	298	0	1258
-	FS1-3	CD1-L3	CD	1	L	3		8	3/4" BSPP	-298	0	1258
-	NS1-4	CD1-R4	CD	1	R	4		9	3/4" BSPP	298	0	1758
-	FS1-4	CD1-L4	CD	1	L	4		10	3/4" BSPP	-298	0	1758
-	NS1-5	CD1-R5	CD	1	R	5		11	3/4" BSPP	298	0	2258
-	FS1-5	CD1-L5	CD	1	L	5		12	3/4" BSPP	-298	0	2258
-	NS1-6	CD1-R6	CD	1	R	6		13	3/4" BSPP	298	0	2758
-	FS1-6	CD1-L6	CD	1	L	6		14	3/4" BSPP	-298	0	2758
IGN		CD2-T1	CD	2	T	1		15	1" BSPP	0	298	3258
TC3	TS2-1	CD2-T2	CD	2	T	2		NA	SURFACE	0	298	4508
-		CD2-B1	CD	2	B	1		16	1" BSPP	0	-298	2358
-	NS2-1	CD2-R1	CD	2	R	1		17	3/4" BSPP	298	0	3258
-	FS2-1	CD2-L1	CD	2	L	1		18	3/4" BSPP	-298	0	3258
-	NS2-2	CD2-R2	CD	2	R	2		19	3/4" BSPP	298	0	3758
-	FS2-2	CD2-L2	CD	2	L	2		20	3/4" BSPP	-298	0	3758
TC2	NS2-3	CD2-R3	CD	2	R	3		21	3/4" BSPP	298	0	4258
-	FS2-3	CD2-L3	CD	2	L	3		22	3/4" BSPP	-298	0	4258
-	NS2-4	CD2-R4	CD	2	R	4		23	3/4" BSPP	298	0	4758
-	FS2-4	CD2-L4	CD	2	L	4		24	3/4" BSPP	-298	0	4758
-	NS2-5	CD2-R5	CD	2	R	5		25	3/4" BSPP	298	0	5258
-	FS2-5	CD2-L5	CD	2	L	5		26	3/4" BSPP	-298	0	5258
-	NS2-6	CD2-R6	CD	2	R	6		27	3/4" BSPP	298	0	5758
-	FS2-6	CD2-L6	CD	3	L	6		28	3/4" BSPP	-298	0	5758
TC12		CD3-T1	CD	3	T	1		29	1" BSPP	0	298	6258
TC5	TS1-1	CD3-T2	CD	3	T	2		NA	SURFACE	0	298	7508
TC14		CD3-B1	CD	3	B	1		30	1" BSPP	0	-298	6258
TC15	NS3-1	CD3-R1	CD	3	R	1		31	3/4" BSPP	298	0	6258
TC13	FS3-1	CD3-L1	CD	3	L	1		32	3/4" BSPP	-298	0	6258
-	NS3-2	CD3-R2	CD	3	R	2		33	3/4" BSPP	298	0	6758
-	FS3-2	CD3-L2	CD	3	L	2		34	3/4" BSPP	-298	0	6758
TC4	NS3-3	CD3-R3	CD	3	R	3		35	3/4" BSPP	298	0	7258
-	FS3-3	CD3-L3	CD	3	L	3		36	3/4" BSPP	-298	0	7258
-	NS3-4	CD3-R4	CD	3	R	4		37	3/4" BSPP	298	0	7758
-	FS3-4	CD3-L4	CD	3	L	4		38	3/4" BSPP	-298	0	7758
KU0	NS3-5	CD3-R5	CD	3	R	5		39	3/4" BSPP	298	0	8258
-	FS3-5	CD3-L5	CD	3	L	5		40	3/4" BSPP	-298	0	8258
-	NS3-6	CD3-R6	CD	3	R	6		41	3/4" BSPP	298	0	8758
-	FS3-6	CD3-L6	CD	3	L	6		42	3/4" BSPP	-298	0	8758
-		CD4-T1	CD	4	T	1		43	1" BSPP	0	298	9258
TC7	TS1-1	CD4-T2	CD	4	T	2		NA	SURFACE	0	298	10508
-		CD4-B1	CD	4	B	1		44	1" BSPP	0	-298	9258
-	NS4-1	CD4-R1	CD	4	R	1		45	3/4" BSPP	298	0	9258
-	FS4-1	CD4-L1	CD	4	L	1		46	3/4" BSPP	-298	0	9258
KU1	NS4-2	CD4-R2	CD	4	R	2		47	3/4" BSPP	298	0	9758
-	FS4-2	CD4-L2	CD	4	L	2		48	3/4" BSPP	-298	0	9758
TC6	NS4-3	CD4-R3	CD	4	R	3		49	3/4" BSPP	298	0	10258
-	FS4-3	CD4-L3	CD	4	L	3		50	3/4" BSPP	-298	0	10258
-	NS4-4	CD4-R4	CD	4	R	4		51	3/4" BSPP	298	0	10758
OPO	FS4-4	CD4-L4	CD	4	L	4		52	3/4" BSPP	-298	0	10758
-	NS4-5	CD4-R5	CD	4	R	5		53	3/4" BSPP	298	0	11258
-	FS4-5	CD4-L5	CD	4	L	5		54	3/4" BSPP	-298	0	11258
OP1	NS4-6	CD4-R6	CD	4	R	6		55	3/4" BSPP	298	0	11758
IPO	FS4-6	CD4-L6	CD	4	L	6		56	3/4" BSPP	-298	0	11758

Sensor	OLD DESIGNATION	NEW DESIGNATION	Section	Section Number	Side	Horizontal Location	Vertical Location	PORT REF	SIZE	"X"	"Y"	"Z"
OP2		HR1-R1	HR	1	R	1		57	3/4" BSPP	308	0	12152
-		HR1-L1	HR	1	L	1		58	3/4" BSPP	-308	0	12152
TC8		HR1-R2	HR	1	R	2		59	3/4" BSPP	393	0	13160
-		HR1-L2	HR	1	L	2		60	3/4" BSPP	-393	0	13160
RA1		HR2-R2M	HR	2	R	2	M	61	1 1/4" BSPP	448	70	13785
RA1		HR2-L2M	HR	2	L	2	M	62	1 1/4" BSPP	-448	70	13785
TC16		HR2-R3M	HR	2	R	3	M	63	3/4" BSPP	528	410	14140
-		HR2-L3M	HR	2	L	3	M	64	3/4" BSPP	-528	410	14140
-		HR2-T3	HR	2	T	3		65	1" BSPP	0	1122	14215
RA2		HR2-R4M	HR	2	R	4	M	66	1 1/4" BSPP	598	700	14475
RA2		HR2-L4M	HR	2	L	4	M	67	1 1/4" BSPP	-598	700	14475
-		HR2-B5	HR	2	B	5		68	1" BSPP	0	-100	14745
KU2		HR2-T5	HR	2	T	5		69	1" BSPP	0	2315	14745
TC17		HR2-R5L	HR	2	R	5	L	70	3/4" BSPP	662	310	14745
IP1		HR2-L5L	HR	2	L	5	L	71	3/4" BSPP	-662	310	14745
OP3		HR2-R5M	HR	2	R	5	M	72	3/4" BSPP	662	975	14745
IP2		HR2-L5M	HR	2	L	5	M	73	3/4" BSPP	-662	975	14745
TC18		HR2-R5U	HR	2	R	5	U	74	3/4" BSPP	662	1660	14745
IP3		HR2-L5U	HR	2	L	5	U	75	3/4" BSPP	-662	1660	14745
KU3		HR3-L1L	HR	3	L	1	L	76	3/4" BSPP	-700	400	15140
TC19		HR3-L1M	HR	3	L	1	M	77	1 1/4" BSPP	-700	1335	15140
IP8		HR3-L1U	HR	3	L	1	U	78	3/4" BSPP	-700	2270	15140
IP4		HR3-R1L	HR	3	R	1	L	136	3/4" BSPP	700	400	15140
IP5		HR3-R1LM	HR	3	R	1	LM	137	3/4" BSPP	700	868	15140
IP6		HR3-R1M	HR	3	R	1	M	138	3/4" BSPP	700	1335	15140
-		HR3-R1UM	HR	3	R	1	UM	139	3/4" BSPP	700	1802	15140
IP7		HR3-R1U	HR	3	R	1	U	140	3/4" BSPP	700	2270	15140
-		HE1-R1L	HE	1	R	1	L	79	3/4" BSPP	700	400	15600
-		HE1-R1M	HE	1	R	1	M	80	3/4" BSPP	700	1335	15600
KU4		HE1-R1U	HE	1	R	1	U	81	3/4" BSPP	700	2270	15600
TC20		HE2-R1L	HE	2	R	1	L	83	3/4" BSPP	700	400	16090
IP9		HE2-R1M	HE	2	R	1	M	84	3/4" BSPP	700	1335	16090
TC21		HE2-R1U	HE	2	R	1	U	85	3/4" BSPP	700	2270	16090
KU5		HE3-R1L	HE	3	R	1	L	87	3/4" BSPP	700	400	16580
-		HE3-R1M	HE	3	R	1	M	88	3/4" BSPP	700	1335	16580
-		HE3-R1U	HE	3	R	1	U	89	3/4" BSPP	700	2270	16580
OP4		HE1-T1	HE	1	T	1		82	3/4" BSPP HOLE	-47	2735	15600
OP5		HE2-T1	HE	2	T	1		86	3/4" BSPP HOLE	0	2735	16090
OP6		HE3-T1	HE	3	T	1		90	3/4" BSPP HOLE	-47	2735	16580
OP7		HR4-T1	HR	4	T	1		91	1" BSPP	0	2735	16985
-		HR4-B1	HR	4	B	1		92	1" BSPP	0	-65	16985
KU6		HR4-R1L	HR	4	R	1	L	93	3/4" BSPP	700	400	16985
IP10		HR4-L1L	HR	4	L	1	L	94	3/4" BSPP	-700	400	16985
OP8		HR4-R1M	HR	4	R	1	M	95	3/4" BSPP	700	1335	16985
IP11		HR4-L1M	HR	4	L	1	M	96	3/4" BSPP	-700	1335	16985
IP13		HR4-R1U	HR	4	R	1	U	97	3/4" BSPP	700	2270	16985
IP12		HR4-L1U	HR	4	L	1	U	98	3/4" BSPP	-700	2270	16985
RA3		HR4-R3M	HR	4	R	3	M	99	1 1/4" BSPP	700	1335	17575
RA3		HR4-L3M	HR	4	L	3	M	100	1 1/4" BSPP	-700	1335	17575
RA4		HR4-R3L	HR	4	R	3	L	141	1 1/4" BSPP	700	400	17575
IP14		HR4-R3U	HR	4	R	3	U	142	3/4" BSPP	700	2270	17575
RA4		HR4-L3L	HR	4	L	3	L	143	1 1/4" BSPP	-700	400	17575
-		HR4-L3U	HR	4	L	3	U	144	3/4" BSPP	-700	2270	17575
IP18		HR4-R5M	HR	4	R	5	M	101	3/4" BSPP	700	1335	18165
IP16		HR4-L5M	HR	4	L	5	M	102	3/4" BSPP	-700	1335	18165
OP9		HR4-R5L	HR	4	R	5	L	145	3/4" BSPP	700	400	18165
KU7		HR4-R5U	HR	4	R	5	U	146	3/4" BSPP	700	2270	18165
IP15		HR4-L5L	HR	4	L	5	L	147	3/4" BSPP	-700	400	18165
IP17		HR4-L5U	HR	4	L	5	U	148	3/4" BSPP	-700	2270	18165
-		HR5-R1M	HR	5	R	1	M	NA	SURFACE	700	1200	18455

Sensor	OLD DESIGNATION	NEW DESIGNATION	Section	Section Number	Side	Horizontal Location	Vertical Location	PORT REF	SIZE	"X"	"Y"	"Z"
OP10		HR5-T2	HR	5	T	2		103	1" BSPP	0	2735	18775
-		HR5-B2	HR	5	B	2		104	1" BSPP	0	-65	18775
KU8		HR5-R2L	HR	5	R	2	L	105	3/4" BSPP	700	400	18775
IP19		HR5-L2L	HR	5	L	2	L	106	3/4" BSPP	-700	400	18775
OP11		HR5-R2M	HR	5	R	2	M	107	3/4" BSPP	700	1335	18775
IP20		HR5-L2M	HR	5	L	2	M	108	3/4" BSPP	-700	1335	18775
IP22		HR5-R2U	HR	5	R	2	U	109	3/4" BSPP	700	2270	18775
IP21		HR5-L2U	HR	5	L	2	U	110	3/4" BSPP	-700	2270	18775
TC22		HR5-R4M	HR	5	R	4	M	111	1 1/4" BSPP	700	1335	19375
-		HR5-L4M	HR	5	L	4	M	112	1 1/4" BSPP	-700	1335	19375
TC23		HR6-R1M	HR	6	R	1	M	113	3/4" BSPP	700	1335	19985
IP23		HR6-L1M	HR	6	L	1	M	114	3/4" BSPP	-700	1335	19985
-		HR6-T3	HR	6	T	3		115	1" BSPP	0	2735	20575
-		HR6-B3	HR	6	B	3		116	3/4" BSPP	0	-65	20575
KU9		HR6-R3L	HR	6	R	3	L	117	3/4" BSPP	700	400	20575
-		HR6-L3L	HR	6	L	3	L	118	3/4" BSPP	-700	400	20575
-		HR6-R3M	HR	6	R	3	M	119	1 1/4" BSPP	700	1335	20575
-		HR6-L3M	HR	6	L	3	M	120	1 1/4" BSPP	-700	1335	20575
-		HR6-R3U	HR	6	R	3	U	121	3/4" BSPP	700	2270	20575
-		HR6-L3U	HR	6	L	3	U	122	3/4" BSPP	-700	2270	20575
-		HR6-B5	HR	6	B	5		123	1" BSPP	0	-65	21165
TC24		HR6-R5L	HR	6	R	5	L	124	3/4" BSPP	700	400	21165
KU10		HR6-L5L	HR	6	L	5	L	125	3/4" BSPP	-700	400	21165
-		HR6-R5M	HR	6	R	5	M	126	3/4" BSPP	700	1335	21165
-		HR6-L5M	HR	6	L	5	M	127	3/4" BSPP	-700	1335	21165
TC25		HR6-R5U	HR	6	R	5	U	128	3/4" BSPP	700	2270	21165
-		HR6-L5U	HR	6	L	5	U	129	3/4" BSPP	-700	2270	21165
-		EP-1L	EP			1	L	130	1" BSPP	650	-15	21330
-		EP-2L	EP			2	L	131	1" BSPP	0	-15	21330
-		EP-3L	EP			3	L	132	1" BSPP	-650	-15	21330
-		EP-1M	EP			1	M	133	1" BSPP	250	1335	21330
-		EP-2M	EP			2	M	134	1" BSPP	-250	1335	21330
-		EP-1U	EP			1	U	135	3/4" BSPP	0	2270	21330

