

Date	16 January 2019
Time	13:42:10
Test Number	HRSG Test 35
Mixture Composition	100% H2
Ambient Temperature	2.8 °C
Ambient Pressure	952 mbar
Wind Speed	2.0 m/s
Wind direction	NNW
Relative Humidity	94.00%
Mass Flow	9.6290 kg/s
Equivalence Ratio	0.52

General Comments: (weather, rig configuration)

Weather: Overcast and cold. Light wind. Light rain

Rig configuration: 4 x 3m circular duct; expansion section and HRSG attached. End Plate attached. Igniter 258mm from beginning of 2nd circular duct section

Engine Speed: 35%; 11,500 rpm. Engine speed lowered following auto-ignition events in earlier tests. Gas temperatures approximately 40 to 50 oC lower at beginning of circular duct.

Test on 100% H2 at an intended EQR of 0.51

The test gave a very strong combustion event. Nearly ALL sensors provided an identifiable response.

Highest overpressure of 2196 mbar seen after HE on KU9

Ionisation Probes

Ionisation Rakes

Optical Probes

Max overpressure
2196 mbar

Max. gas temperature
1134 °C

Max. flame speed
230 m/s

Max. flame speed
313 m/s

Max. flame speed
396 m/s

Initial gas temperature
401 °C

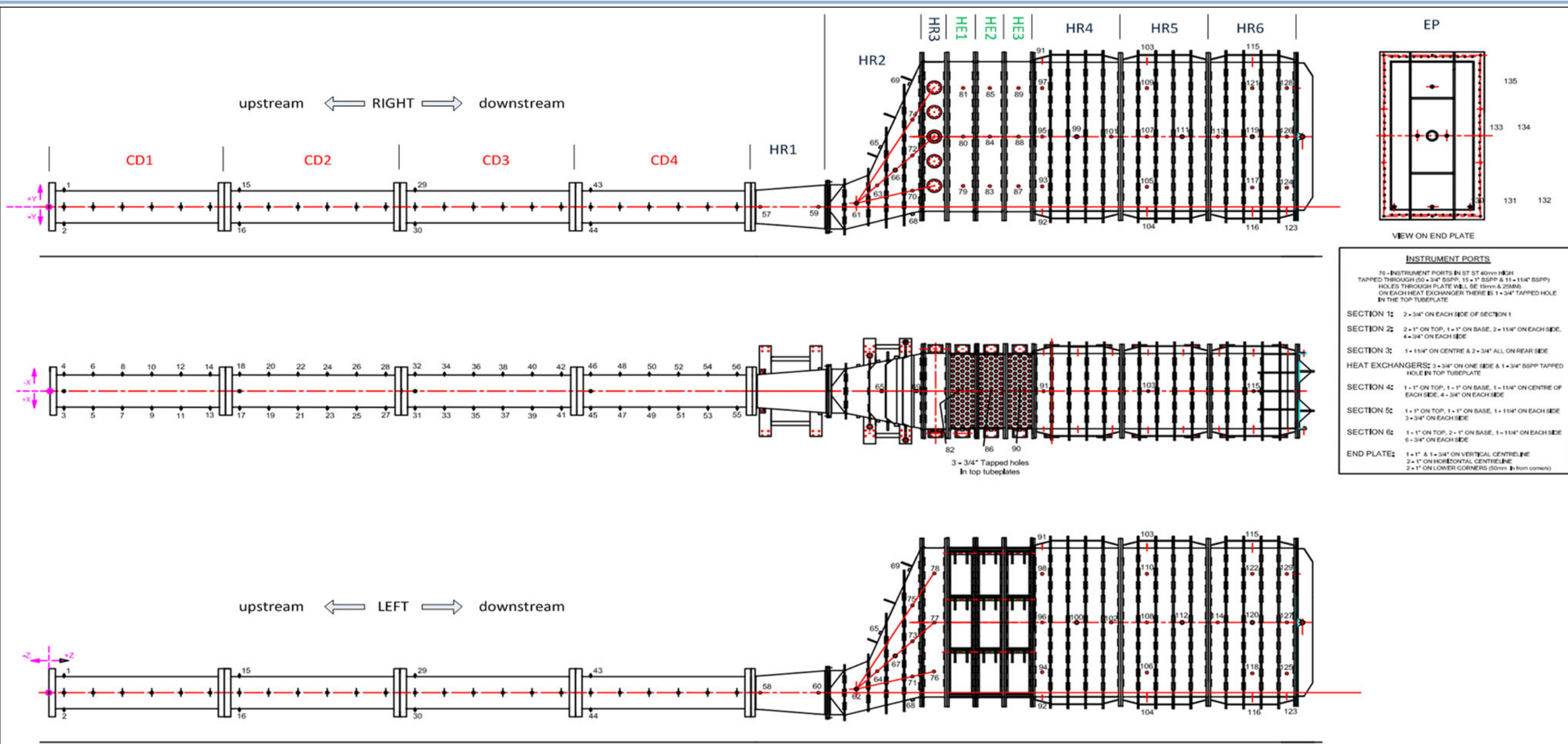
Location of Max. Overpressure
sensor KU9
label HR6-R3L
distance 20575 mm

Location of Max. Temperature
sensor TC2
label CD2-R3
distance 4258 mm

Location of Max. Flame Speed
sensor IP1
label HR2-L5L
distance 14745 mm

Location of Max. Flame Speed
sensor RA3
label HR4-R3M
distance 17575 mm

Location of Max. Flame Speed
sensor OP7
label HR4-T1
istance 16985 mm



Naming Convention

Section Identifier
 i.e. HE, HR, CD or EP

Section Number (1-6)
 Numbered from downstream to upstream

Vertical position in section (sides only) i.e. U, M or L.
 Absence of letter denotes centreline

Longitudinal position in section (numbered from 1)

Side
 i.e. R, L, T or B

Key

CD	Circular duct	U	Upper
HR	HRSG	M	Middle
HE	Heat Exchanger	L	Lower
EP	End Plate	R	Right Side (when viewed downstream from engine)
		L	Left Side
		T	Top
		B	Bottom

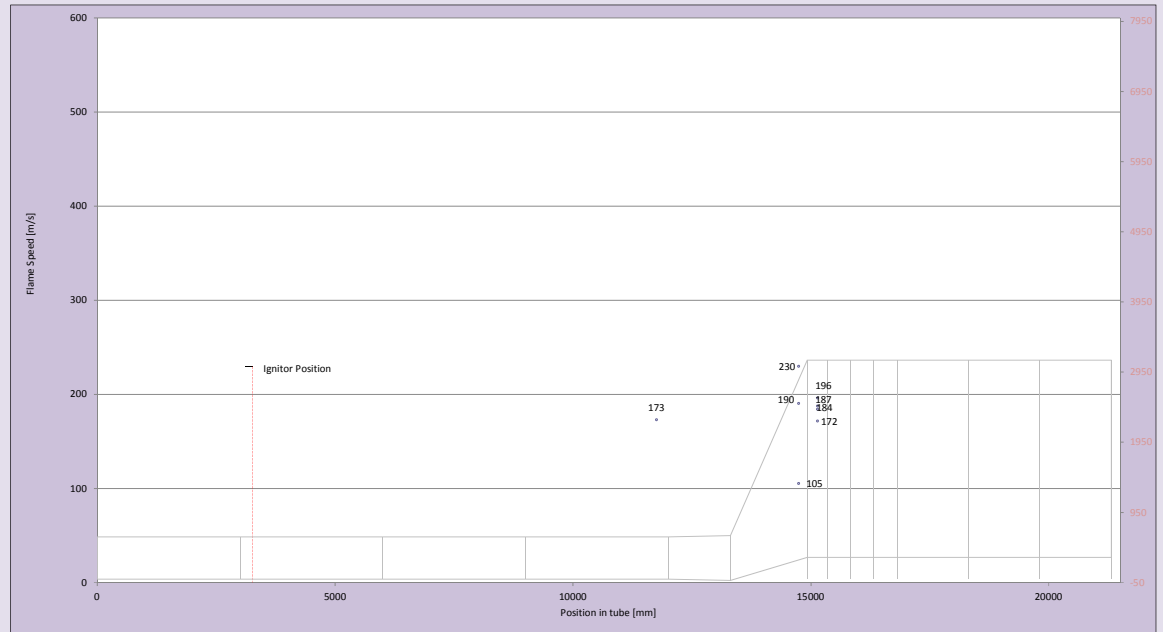
There are 13 sections on the rig

- 4 circular duct sections (CD1 to CD4)
- 6 HRSG sections (HR1 to HR6)
- 3 heat exchanger sections (HE1 to HE3) located between HR3 and HR4

Location of igniter mm Time of ignition seconds

IP Number	Location label	Data Name	Position in tube (mm)	Flame arrival time (s)	Avg Flame speed from last sensor (m/s)
IP0	CD4-L6	Ionisation probe 0	11758	24.94989	173
IP1	HR2-L5L	Ionisation probe 1	14745	24.96289	230
IP2	HR2-L5M	Ionisation probe 2	14745	24.96559	190
IP3	HR2-L5U	Ionisation probe 3	14745	24.97825	105
IP4	HR3-R1L	Ionisation probe 4	15140	24.96129	196
IP5	HR3-R1LM	Ionisation probe 5	15140	24.96406	187
IP6	HR3-R1M	Ionisation probe 6	15140	24.96519	184
IP7	HR3-R1U	Ionisation probe 7	15140	24.96994	172
IP8	HR3-L1U	Ionisation probe 8	15140	24.97393	
IP9	HE2-R1M	Ionisation probe 9	16090	24.96592	
IP10	HR4-L1L	Ionisation probe 10	16985	24.96847	
IP11	HR4-L1M	Ionisation probe 11	16985	24.96903	
IP12	HR4-L1U	Ionisation probe 12	16985	24.96973	
IP13	HR4-R1U	Ionisation probe 13	16985	24.97027	
IP14	HR4-R3U	Ionisation probe 14	17575	24.97026	
IP15	HR4-L5L	Ionisation probe 15	18165	24.96987	
IP16	HR4-L5M	Ionisation probe 16	18165	24.97010	
IP17	HR4-L5U	Ionisation probe 17	18165	24.97079	
IP18	HR4-R5M	Ionisation probe 18	18165	24.96972	
IP19	HR5-L2L	Ionisation probe 19	18775	24.97072	
IP20	HR5-L2M	Ionisation probe 20	18775	24.97094	
IP21	HR5-L2U	Ionisation probe 21	18775		
IP22	HR5-R2U	Ionisation probe 22	18775	24.97219	
IP23	HR6-L1M	Ionisation probe 23	19985	24.97275	

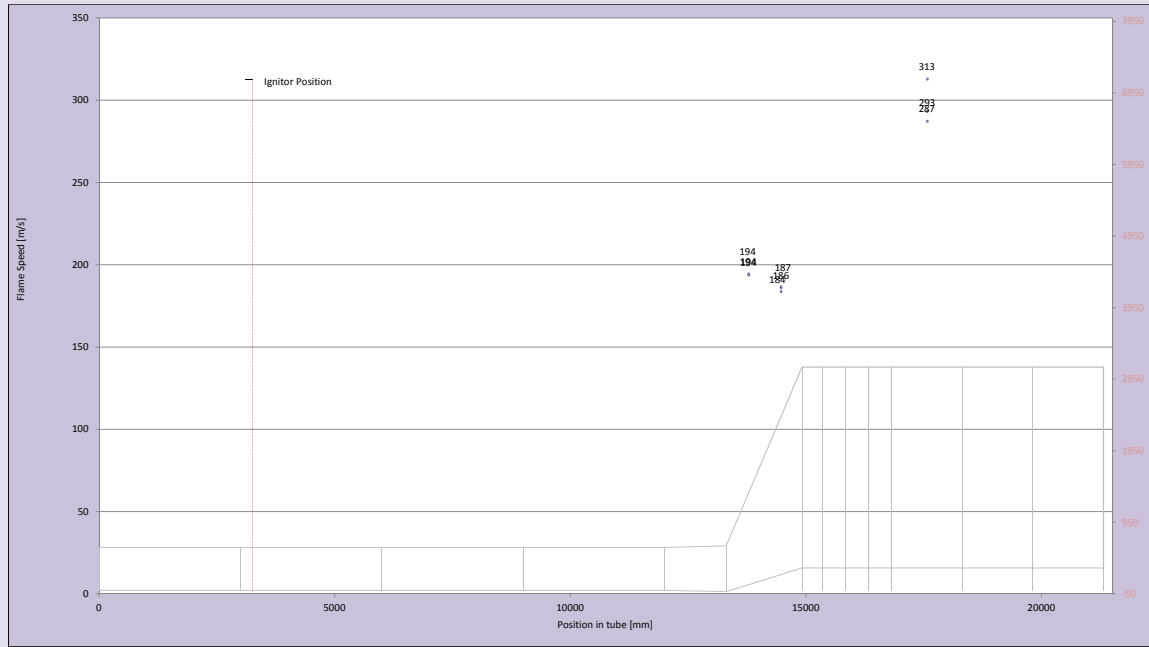
KEY: ND - not detected - sensor working but flame too weak to be picked up
 NW - not working - sensor not working



Location of igniter 3258 mm Time of ignition 24.90068 seconds

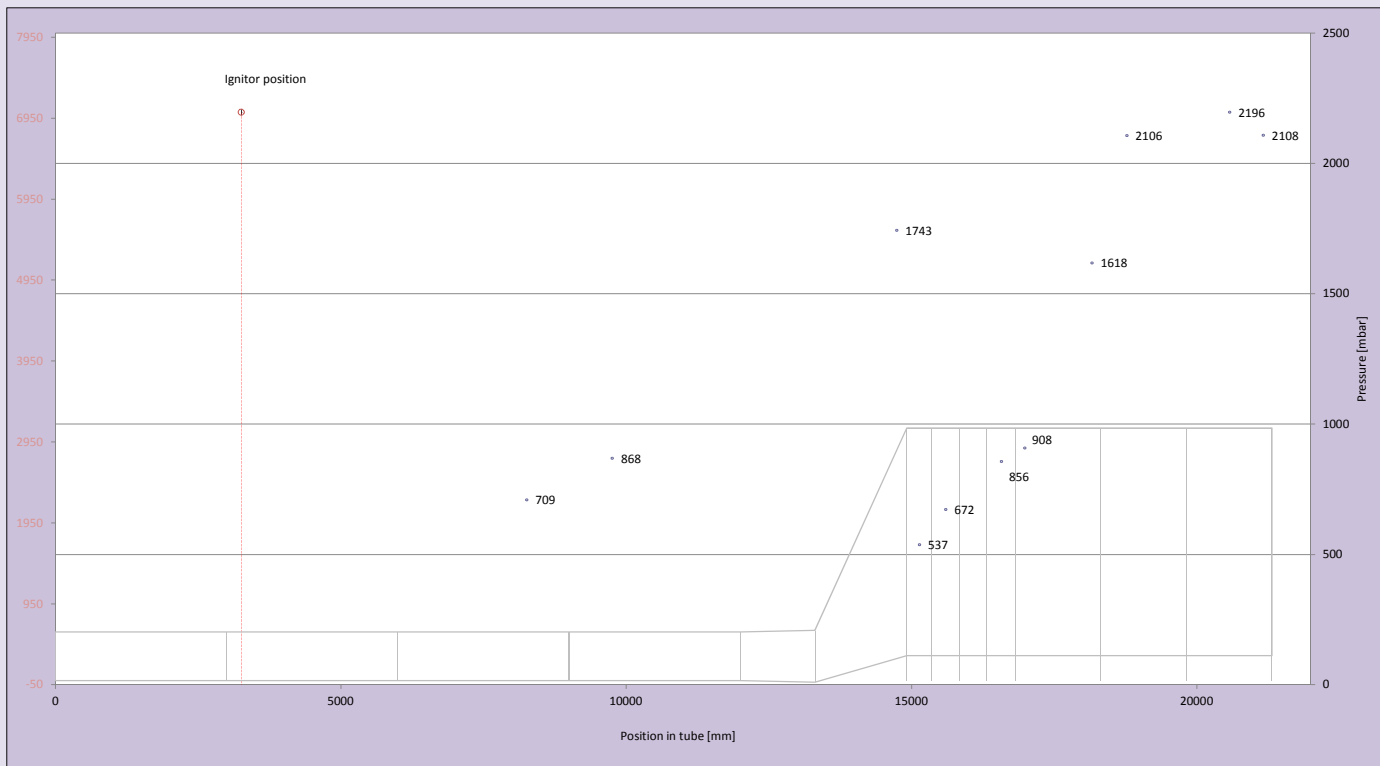
Rake Number	IP Number	Location label	Data Name	Position in tube (mm)	Flame arrival time (s)	Avg Flame speed from last sensor (m/s)
RA1	IP24	HR2-R2M	IP24	13785	24.9548	194
RA1	IP25	HR2-R2M	IP25	13785	24.9549	194
RA1	IP26	HR2-R2M	IP26	13785	24.9550	194
RA2	IP27	HR2-R4M	IP27	14475	24.9609	186
RA2	IP28	HR2-R4M	IP28	14475	24.9608	187
RA2	IP29	HR2-R4M	IP29	14475	24.9617	184
RA3	IP30	HR4-R3M	IP30	17575	24.9717	287
RA3	IP31	HR4-R3M	IP31	17575	24.9714	293
RA3	IP32	HR4-R3M	IP32	17575	24.9716	313
RA4	IP33	HR4-R3L	IP33	17575	24.9707	
RA4	IP34	HR4-R3L	IP34	17575	24.9707	
RA4	IP35	HR4-R3L	IP35	17575	NW	

KEY: ND - not detected - sensor working but flame too weak to be picked up
 NW - not working - sensor not working



Location of igniter 3258 mm

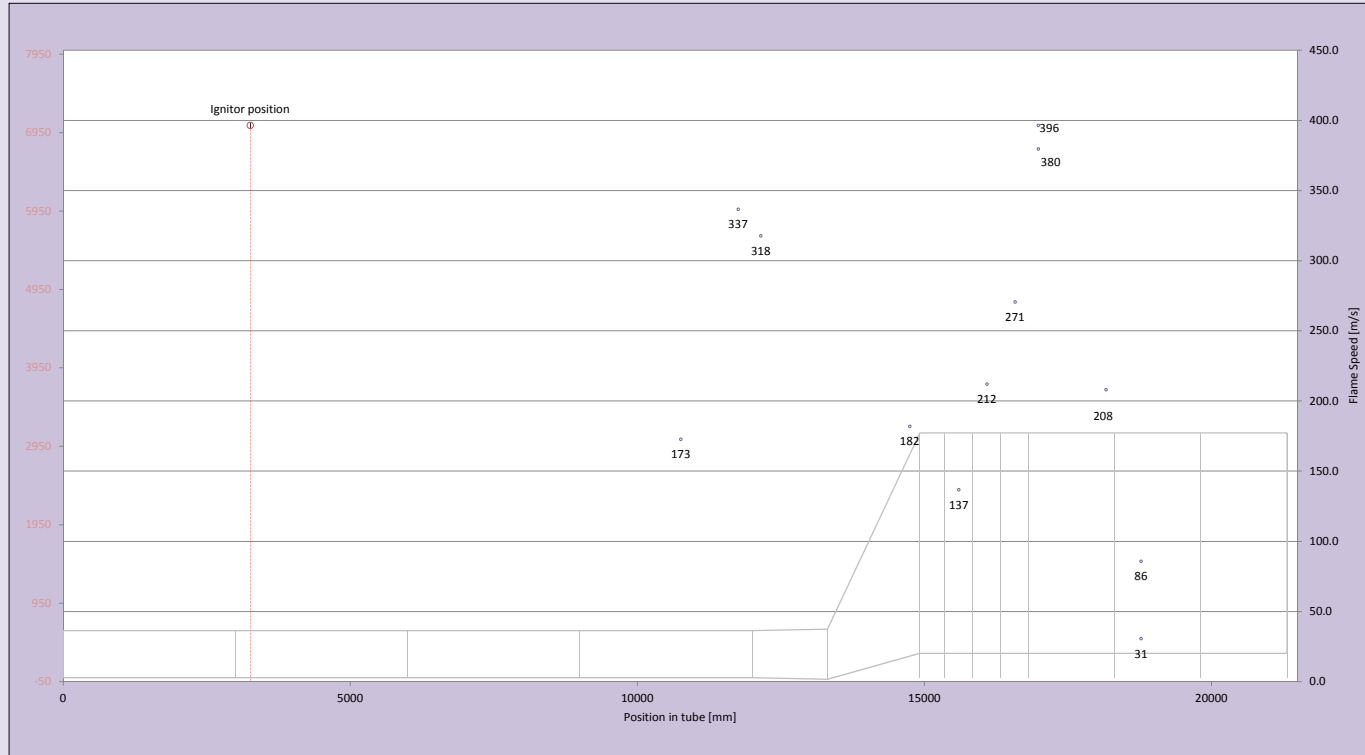
Transducer number	Location	Position in tube [mm]	ΔP_{max} [mbar]	Time ΔP_{max} [sec]
KU0	CD3-R5	8258	709	24.9942
KU1	CD4-R2	9758	868	24.9943
KU2	HR2-T5	14745	1743	24.9859
KU3	HR3-L1L	15140	537	24.9883
KU4	HE1-R1U	15600	672	24.9688
KU5	HE3-R1L	16580	856	24.9840
KU6	HR4-R1L	16985	908	24.9836
KU7	HR4-R5U	18165	1618	24.9719
KU8	HR5-R2L	18775	2106	24.9817
KU9	HR6-R3L	20575	2196	24.9764
KU10	HR6-LSL	21165	2108	24.9770



Location of igniter 3258 mm Time of ignition 24.90068 seconds

OP Number	Location label	Position in tube (mm)	Flame arrival time (s)	Average flame speed (m/s)
OP0	CD4-L4	10758	24.9441	172.8
OP1	CD4-R6	11758	24.9471	336.7
OP2	HR1-R1	12152	24.9483	317.7
OP3	HR2-R5M	14745	24.9626	182.0
OP4	HE1-T1	15600	24.9688	136.8
OP5	HE2-T1	16090	24.9689	212.1
OP6	HE3-T1	16580	24.9693	270.6
OP7	HR4-T1	16985	24.9682	396.5
OP8	HR4-R1M	16985	24.9685	379.7
OP9	HR4-R5L	18165	24.9741	208.1
OP10	HR5-T2	18775	24.9949	85.8
OP11	HR5-R2M	18775	24.9940	30.8

KEY: ND - not detected - sensor working but flame too weak to be picked up
 NW - not working - sensor not working



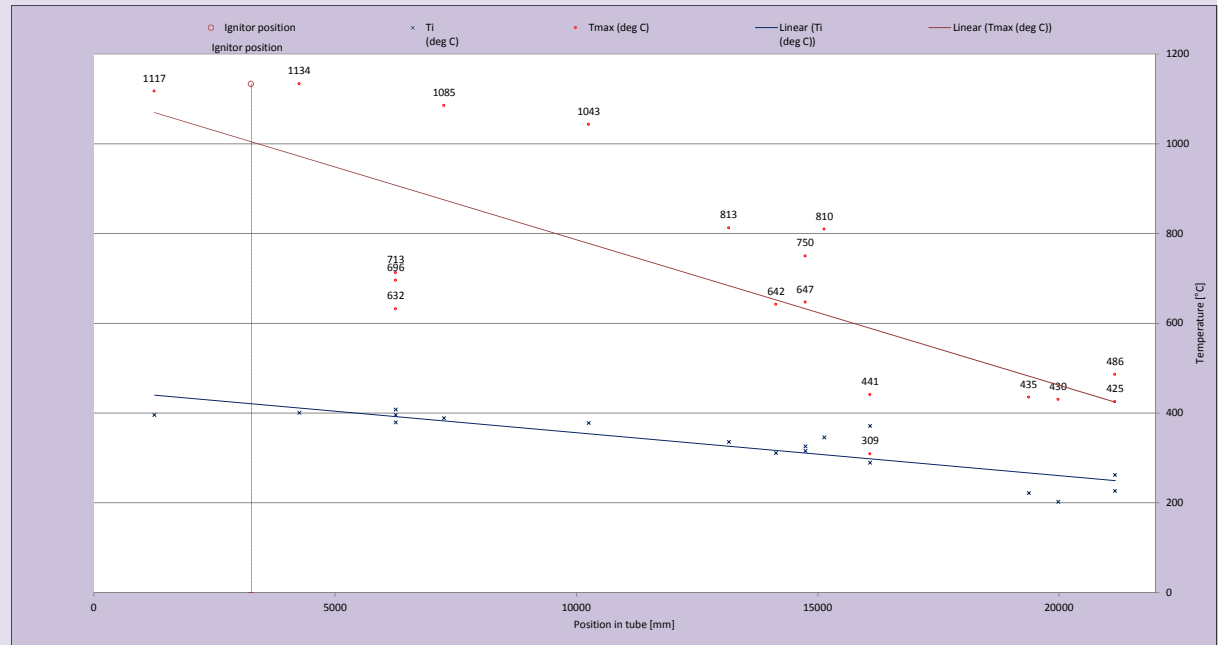
Location of igniter mm Time of ignition seconds

Thermocouple number	Location	Position in tube (mm)	Flame arrival time (s)	Average flame speed (m/s)	T _{max} (deg C)	T _i (deg C)
TC0	CD1-R3	1258			1117	396
TC2	CD2-R3	4258	24.990	11	1134	401
TC4	CD3-R3	7258	25.000	300	1085	389
TC6	CD4-R3	10258	25.008	375	1043	378
TC8	HR1-R2	13160	25.025	171	813	336
TC12	CD3-T1	6258			632	380
TC13	CD3-L1	6258			713	396
TC14	CD3-B1	6258	NW			
TC15	CD3-R1	6258			696	408
TC16	HR2-R3M	14140	25.025		642	311
TC17	HR2-R5L	14745	25.030	121	750	326
TC18	HR2-R5U	14745	25.037	50	647	316
TC19	HR3-L1M	15140	25.037	83	810	346
TC20	HE2-R1L	16090			441	372
TC21	HE2-R1U	16090	25.035		309	290
TC22	HR5-R4M	19375	25.087	63	435	222
TC23	HR6-R1M	19985	25.132	14	430	203
TC24	HR6-R5L	21165	25.200	17	425	227
TC25	HR6-R5U	21165	25.184	23	486	263

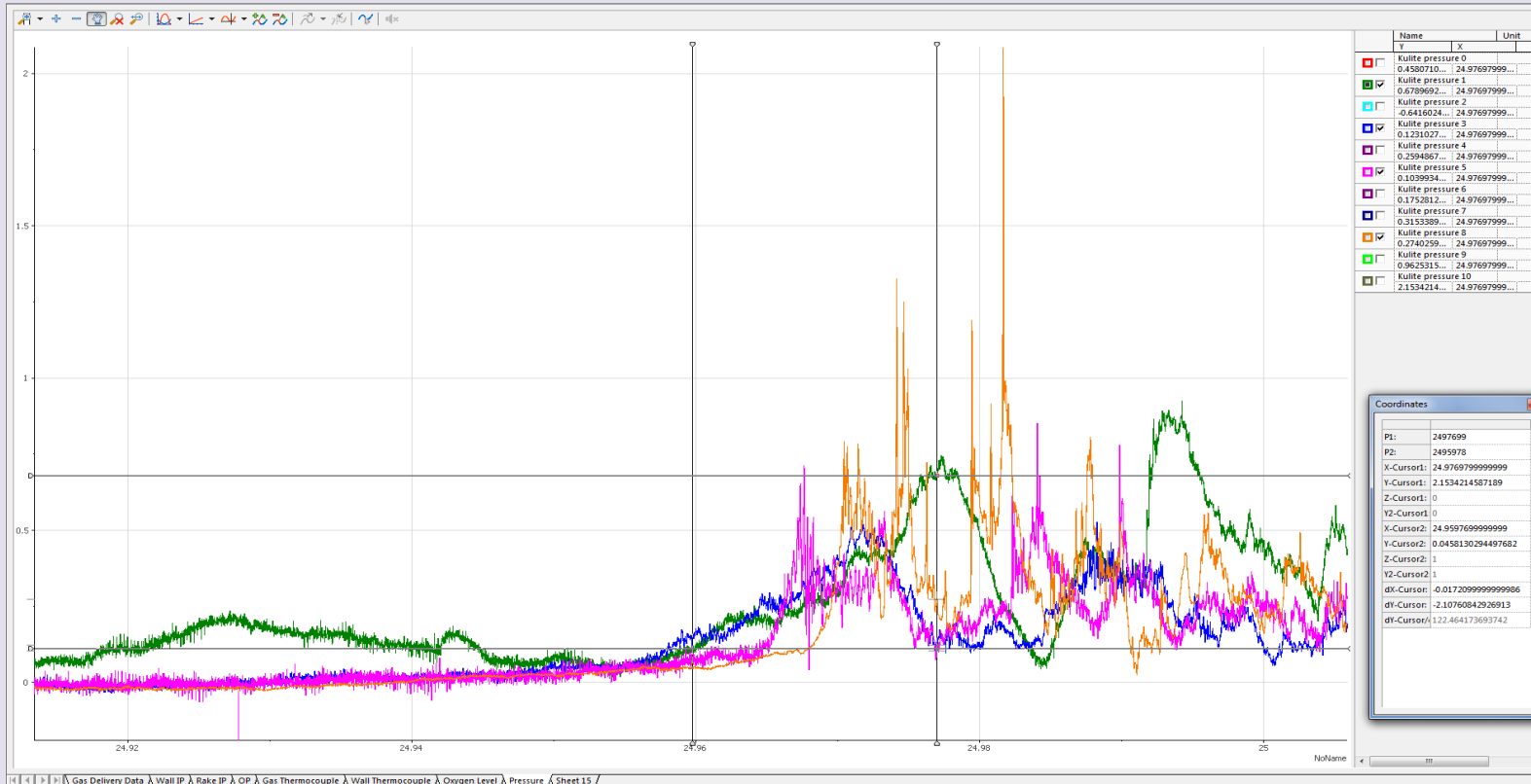
surface thermocouples [not plotted]

TC1	CD1-T2	1508
TC3	CD2-T2	4508
TC5	CD3-T2	7508
TC7	CD4-T2	10508

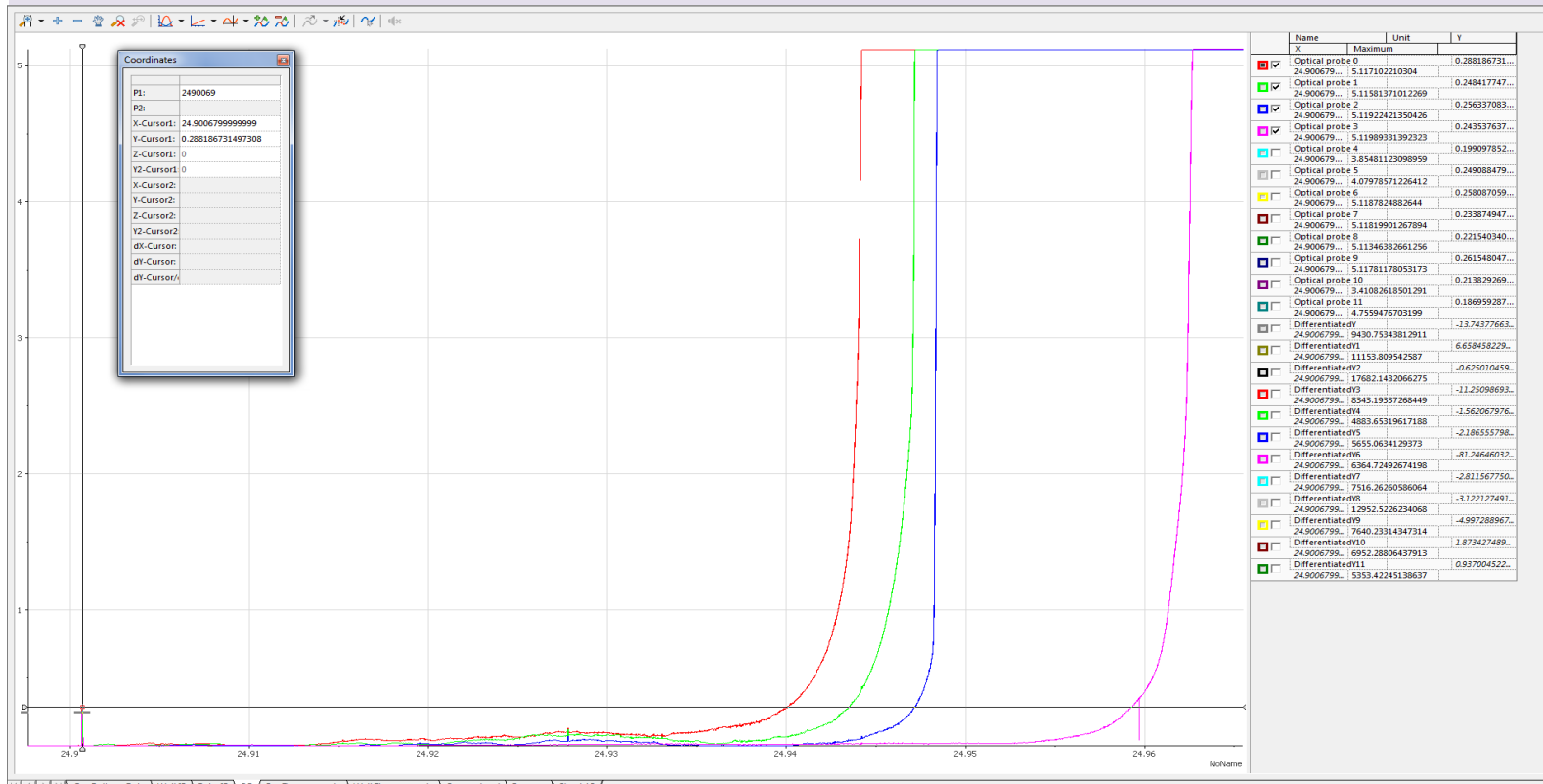
197	186
196	185
220	212
195	189



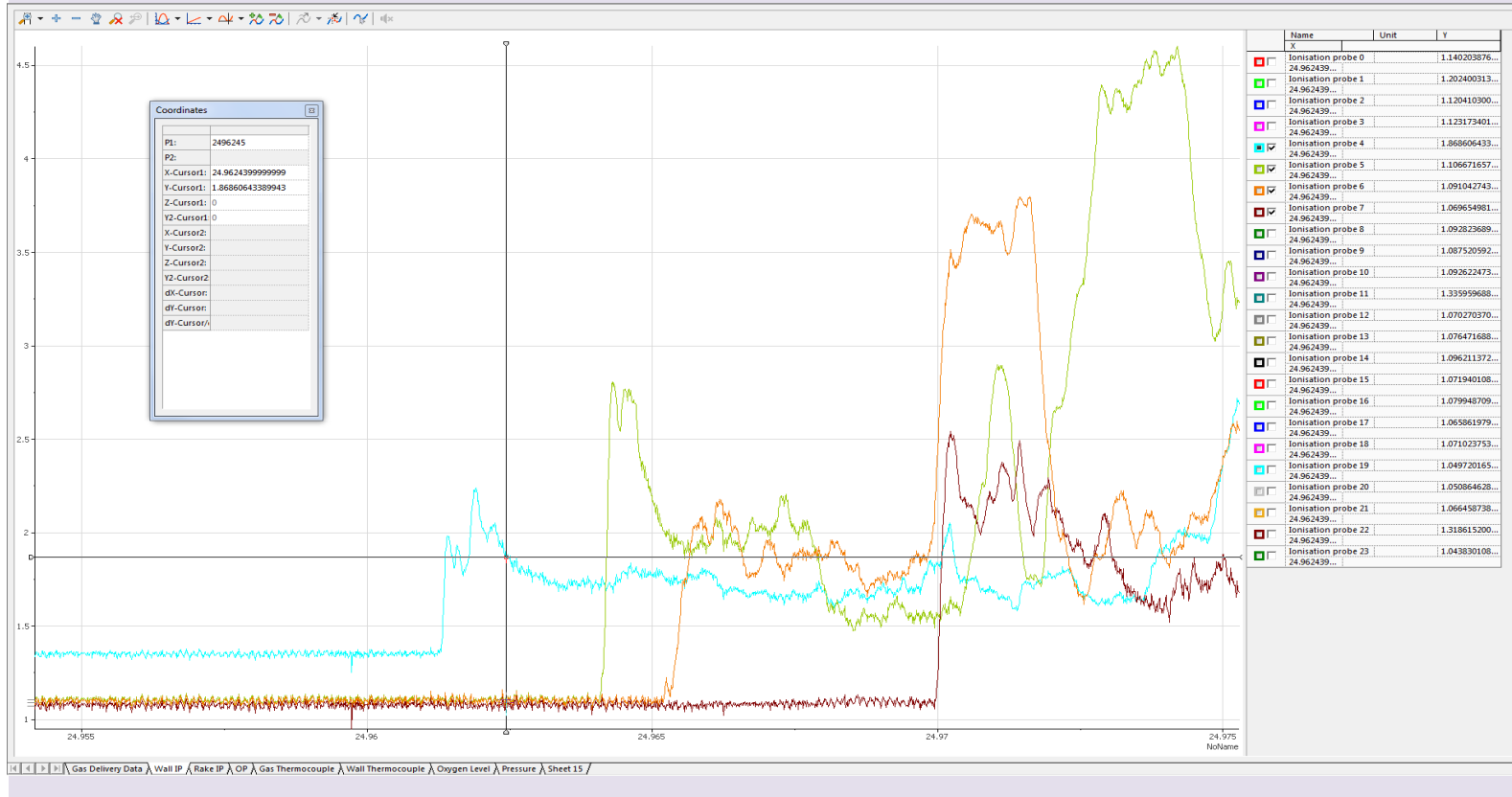
Pressure



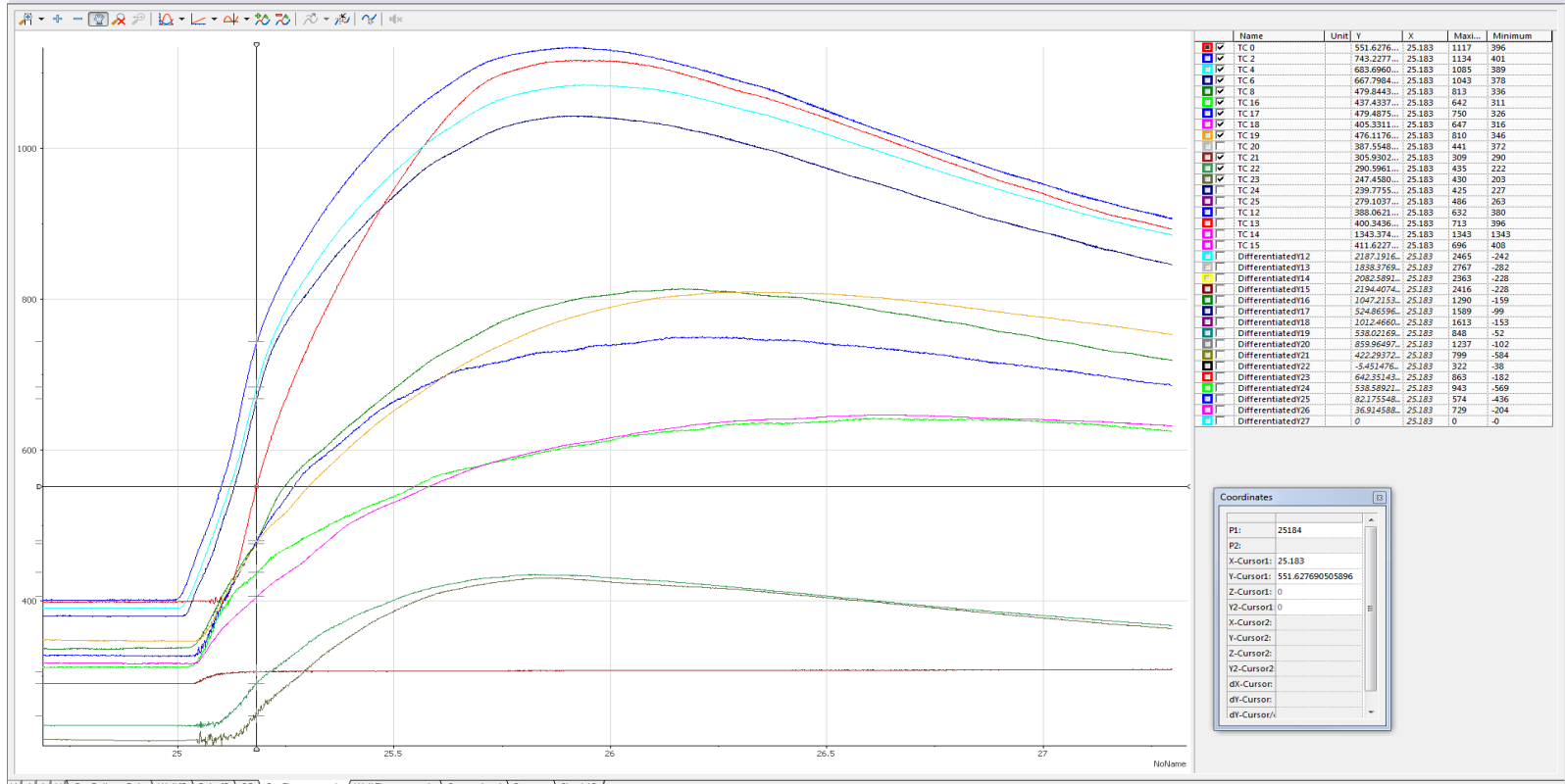
Optical Probes



Ionisation Probes



Temperature



Coordinates

P1: 25184

P2:

X-Cursor1: 25.183

Y-Cursor1: 551.627690505896

Z-Cursor1: 0

X-Cursor2:

Y-Cursor2:

Z-Cursor2:

X-Cursor2:

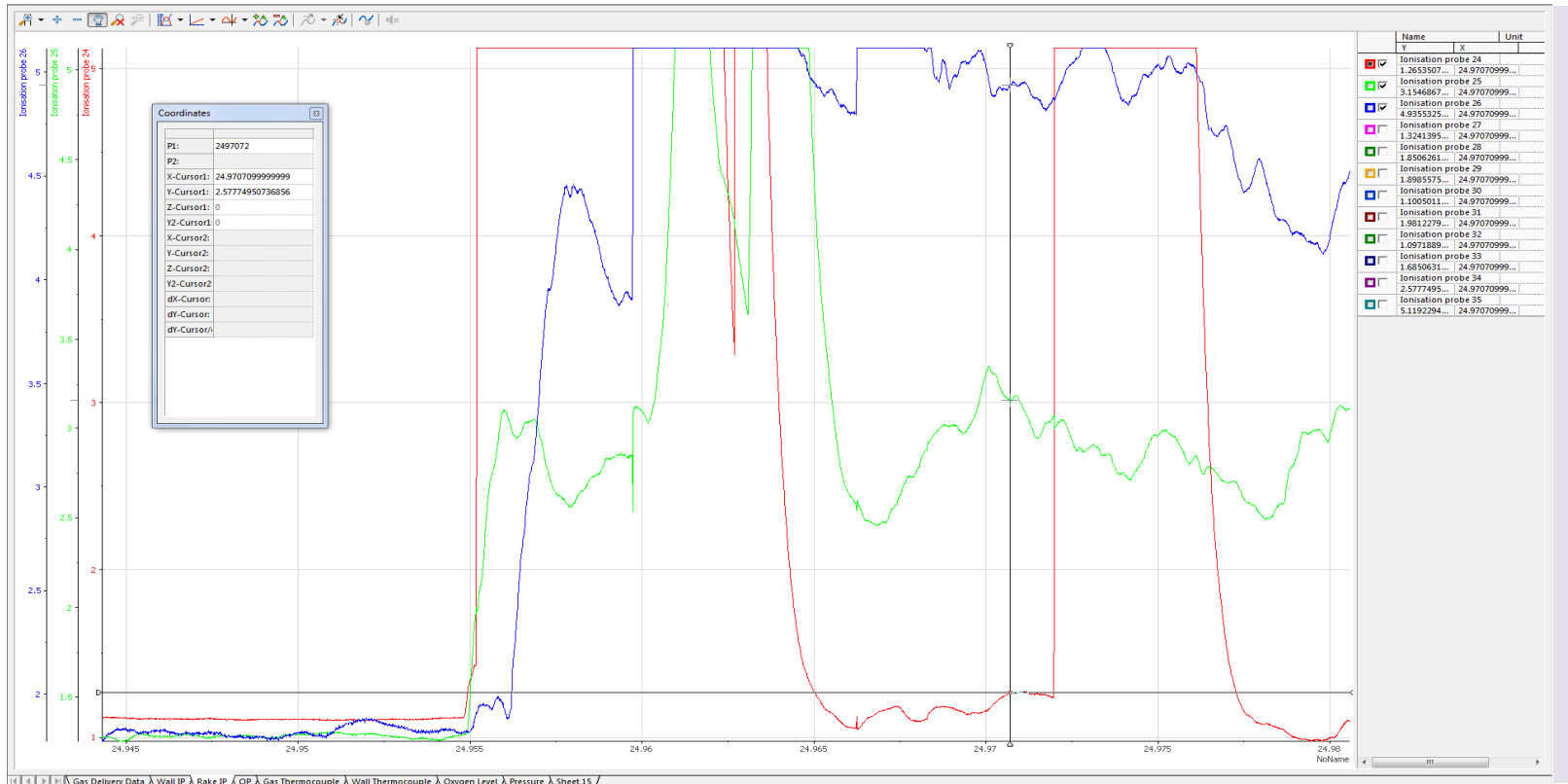
Y-Cursor2:

Z-Cursor2:

dx-Cursor:

dy-Cursor:

dz-Cursor:



Sensor	OLD DESIGNATION	NEW DESIGNATION	Section	Section Number	Side	Horizontal Location	Vertical Location	PORT REF	SIZE	"X"	"Y"	"Z"
-		CD1-T1	CD	1	T	1		1	1" BSPP	0	298	258
TC1	TS1-1	CD1-T2	CD	1	T	2		NA	SURFACE	0	298	1508
-		CD1-B1	CD	1	B	1		2	1" BSPP	0	-298	258
-	NS1-1	CD1-R1	CD	1	R	1		3	3/4" BSPP	298	0	258
-	FS1-1	CD1-L1	CD	1	L	1		4	3/4" BSPP	-298	0	258
-	NS1-2	CD1-R2	CD	1	R	2		5	3/4" BSPP	298	0	758
-	FS1-2	CD1-L2	CD	1	L	2		6	3/4" BSPP	-298	0	758
TC0	NS1-3	CD1-R3	CD	1	R	3		7	3/4" BSPP	298	0	1258
-	FS1-3	CD1-L3	CD	1	L	3		8	3/4" BSPP	-298	0	1258
-	NS1-4	CD1-R4	CD	1	R	4		9	3/4" BSPP	298	0	1758
-	FS1-4	CD1-L4	CD	1	L	4		10	3/4" BSPP	-298	0	1758
-	NS1-5	CD1-R5	CD	1	R	5		11	3/4" BSPP	298	0	2258
-	FS1-5	CD1-L5	CD	1	L	5		12	3/4" BSPP	-298	0	2258
-	NS1-6	CD1-R6	CD	1	R	6		13	3/4" BSPP	298	0	2758
-	FS1-6	CD1-L6	CD	1	L	6		14	3/4" BSPP	-298	0	2758
IGN		CD2-T1	CD	2	T	1		15	1" BSPP	0	298	3258
TC3	TS2-1	CD2-T2	CD	2	T	2		NA	SURFACE	0	298	4508
-		CD2-B1	CD	2	B	1		16	1" BSPP	0	-298	2358
-	NS2-1	CD2-R1	CD	2	R	1		17	3/4" BSPP	298	0	3258
-	FS2-1	CD2-L1	CD	2	L	1		18	3/4" BSPP	-298	0	3258
-	NS2-2	CD2-R2	CD	2	R	2		19	3/4" BSPP	298	0	3758
-	FS2-2	CD2-L2	CD	2	L	2		20	3/4" BSPP	-298	0	3758
TC2	NS2-3	CD2-R3	CD	2	R	3		21	3/4" BSPP	298	0	4258
-	FS2-3	CD2-L3	CD	2	L	3		22	3/4" BSPP	-298	0	4258
-	NS2-4	CD2-R4	CD	2	R	4		23	3/4" BSPP	298	0	4758
-	FS2-4	CD2-L4	CD	2	L	4		24	3/4" BSPP	-298	0	4758
-	NS2-5	CD2-R5	CD	2	R	5		25	3/4" BSPP	298	0	5258
-	FS2-5	CD2-L5	CD	2	L	5		26	3/4" BSPP	-298	0	5258
-	NS2-6	CD2-R6	CD	2	R	6		27	3/4" BSPP	298	0	5758
-	FS2-6	CD2-L6	CD	3	L	6		28	3/4" BSPP	-298	0	5758
TC12		CD3-T1	CD	3	T	1		29	1" BSPP	0	298	6258
TC5	TS1-1	CD3-T2	CD	3	T	2		NA	SURFACE	0	298	7508
TC14		CD3-B1	CD	3	B	1		30	1" BSPP	0	-298	6258
TC15	NS3-1	CD3-R1	CD	3	R	1		31	3/4" BSPP	298	0	6258
TC13	FS3-1	CD3-L1	CD	3	L	1		32	3/4" BSPP	-298	0	6258
-	NS3-2	CD3-R2	CD	3	R	2		33	3/4" BSPP	298	0	6758
-	FS3-2	CD3-L2	CD	3	L	2		34	3/4" BSPP	-298	0	6758
TC4	NS3-3	CD3-R3	CD	3	R	3		35	3/4" BSPP	298	0	7258
-	FS3-3	CD3-L3	CD	3	L	3		36	3/4" BSPP	-298	0	7258
-	NS3-4	CD3-R4	CD	3	R	4		37	3/4" BSPP	298	0	7758
-	FS3-4	CD3-L4	CD	3	L	4		38	3/4" BSPP	-298	0	7758
KU0	NS3-5	CD3-R5	CD	3	R	5		39	3/4" BSPP	298	0	8258
-	FS3-5	CD3-L5	CD	3	L	5		40	3/4" BSPP	-298	0	8258
-	NS3-6	CD3-R6	CD	3	R	6		41	3/4" BSPP	298	0	8758
-	FS3-6	CD3-L6	CD	3	L	6		42	3/4" BSPP	-298	0	8758
-		CD4-T1	CD	4	T	1		43	1" BSPP	0	298	9258
TC7	TS1-1	CD4-T2	CD	4	T	2		NA	SURFACE	0	298	10508
-		CD4-B1	CD	4	B	1		44	1" BSPP	0	-298	9258
-	NS4-1	CD4-R1	CD	4	R	1		45	3/4" BSPP	298	0	9258
-	FS4-1	CD4-L1	CD	4	L	1		46	3/4" BSPP	-298	0	9258
KU1	NS4-2	CD4-R2	CD	4	R	2		47	3/4" BSPP	298	0	9758
-	FS4-2	CD4-L2	CD	4	L	2		48	3/4" BSPP	-298	0	9758
TC6	NS4-3	CD4-R3	CD	4	R	3		49	3/4" BSPP	298	0	10258
-	FS4-3	CD4-L3	CD	4	L	3		50	3/4" BSPP	-298	0	10258
-	NS4-4	CD4-R4	CD	4	R	4		51	3/4" BSPP	298	0	10758
OP0	FS4-4	CD4-L4	CD	4	L	4		52	3/4" BSPP	-298	0	10758
-	NS4-5	CD4-R5	CD	4	R	5		53	3/4" BSPP	298	0	11258
-	FS4-5	CD4-L5	CD	4	L	5		54	3/4" BSPP	-298	0	11258
OP1	NS4-6	CD4-R6	CD	4	R	6		55	3/4" BSPP	298	0	11758

Sensor	OLD DESIGNATION	NEW DESIGNATION	Section	Section Number	Side	Horizontal Location	Vertical Location	PORT REF	SIZE	"X"	"Y"	"Z"
IP0	FS4-6	CD4-L6	CD	4	L	6		56	3/4" BSPP	-298	0	11758
OP2		HR1-R1	HR	1	R	1		57	3/4" BSPP	308	0	12152
-		HR1-L1	HR	1	L	1		58	3/4" BSPP	-308	0	12152
TC8		HR1-R2	HR	1	R	2		59	3/4" BSPP	393	0	13160
-		HR1-L2	HR	1	L	2		60	3/4" BSPP	-393	0	13160
RA1		HR2-R2M	HR	2	R	2	M	61	11/4" BSPP	448	70	13785
RA1		HR2-L2M	HR	2	L	2	M	62	11/4" BSPP	-448	70	13785
TC16		HR2-R3M	HR	2	R	3	M	63	3/4" BSPP	528	410	14140
-		HR2-L3M	HR	2	L	3	M	64	3/4" BSPP	-528	410	14140
-		HR2-T3	HR	2	T	3		65	1" BSPP	0	1122	14215
RA2		HR2-R4M	HR	2	R	4	M	66	11/4" BSPP	598	700	14475
RA2		HR2-L4M	HR	2	L	4	M	67	11/4" BSPP	-598	700	14475
-		HR2-B5	HR	2	B	5		68	1" BSPP	0	-100	14745
KU2		HR2-T5	HR	2	T	5		69	1" BSPP	0	2315	14745
TC17		HR2-R5L	HR	2	R	5	L	70	3/4" BSPP	662	310	14745
IP1		HR2-L5L	HR	2	L	5	L	71	3/4" BSPP	-662	310	14745
OP3		HR2-R5M	HR	2	R	5	M	72	3/4" BSPP	662	975	14745
IP2		HR2-L5M	HR	2	L	5	M	73	3/4" BSPP	-662	975	14745
TC18		HR2-R5U	HR	2	R	5	U	74	3/4" BSPP	662	1660	14745
IP3		HR2-L5U	HR	2	L	5	U	75	3/4" BSPP	-662	1660	14745
KU3		HR3-L1L	HR	3	L	1	L	76	3/4" BSPP	-700	400	15140
TC19		HR3-L1M	HR	3	L	1	M	77	11/4" BSPP	-700	1335	15140
IP8		HR3-L1U	HR	3	L	1	U	78	3/4" BSPP	-700	2270	15140
IP4		HR3-R1L	HR	3	R	1	L	136	3/4" BSPP	700	400	15140
IP5		HR3-R1LM	HR	3	R	1	LM	137	3/4" BSPP	700	868	15140
IP6		HR3-R1M	HR	3	R	1	M	138	3/4" BSPP	700	1335	15140
-		HR3-R1UM	HR	3	R	1	UM	139	3/4" BSPP	700	1802	15140
IP7		HR3-R1U	HR	3	R	1	U	140	3/4" BSPP	700	2270	15140
-		HE1-R1L	HE	1	R	1	L	79	3/4" BSPP	700	400	15600
-		HE1-R1M	HE	1	R	1	M	80	3/4" BSPP	700	1335	15600
KU4		HE1-R1U	HE	1	R	1	U	81	3/4" BSPP	700	2270	15600
TC20		HE2-R1L	HE	2	R	1	L	83	3/4" BSPP	700	400	16090
IP9		HE2-R1M	HE	2	R	1	M	84	3/4" BSPP	700	1335	16090
TC21		HE2-R1U	HE	2	R	1	U	85	3/4" BSPP	700	2270	16090
KU5		HE3-R1L	HE	3	R	1	L	87	3/4" BSPP	700	400	16580
-		HE3-R1M	HE	3	R	1	M	88	3/4" BSPP	700	1335	16580
-		HE3-R1U	HE	3	R	1	U	89	3/4" BSPP	700	2270	16580
OP4		HE1-T1	HE	1	T	1		82	3/4" BSPP HOLE	-47	2735	15600
OP5		HE2-T1	HE	2	T	1		86	3/4" BSPP HOLE	0	2735	16090
OP6		HE3-T1	HE	3	T	1		90	3/4" BSPP HOLE	-47	2735	16580
OP7		HR4-T1	HR	4	T	1		91	1" BSPP	0	2735	16985
-		HR4-B1	HR	4	B	1		92	1" BSPP	0	-65	16985
KU6		HR4-R1L	HR	4	R	1	L	93	3/4" BSPP	700	400	16985
IP10		HR4-L1L	HR	4	L	1	L	94	3/4" BSPP	-700	400	16985
OP8		HR4-R1M	HR	4	R	1	M	95	3/4" BSPP	700	1335	16985
IP11		HR4-L1M	HR	4	L	1	M	96	3/4" BSPP	-700	1335	16985
IP13		HR4-R1U	HR	4	R	1	U	97	3/4" BSPP	700	2270	16985
IP12		HR4-L1U	HR	4	L	1	U	98	3/4" BSPP	-700	2270	16985
RA3		HR4-R3M	HR	4	R	3	M	99	11/4" BSPP	700	1335	17575
RA3		HR4-L3M	HR	4	L	3	M	100	11/4" BSPP	-700	1335	17575
RA4		HR4-R3L	HR	4	R	3	L	141	11/4" BSPP	700	400	17575
IP14		HR4-R3U	HR	4	R	3	U	142	3/4" BSPP	700	2270	17575
RA4		HR4-L3L	HR	4	L	3	L	143	11/4" BSPP	-700	400	17575
-		HR4-L3U	HR	4	L	3	U	144	3/4" BSPP	-700	2270	17575
IP18		HR4-R5M	HR	4	R	5	M	101	3/4" BSPP	700	1335	18165
IP16		HR4-L5M	HR	4	L	5	M	102	3/4" BSPP	-700	1335	18165
OP9		HR4-R5L	HR	4	R	5	L	145	3/4" BSPP	700	400	18165
KU7		HR4-R5U	HR	4	R	5	U	146	3/4" BSPP	700	2270	18165
IP15		HR4-L5L	HR	4	L	5	L	147	3/4" BSPP	-700	400	18165

Sensor	OLD DESIGNATION	NEW DESIGNATION	Section	Section Number	Side	Horizontal Location	Vertical Location	PORT REF	SIZE	"X"	"Y"	"Z"
IP17		HR4-L5U	HR	4	L	5	U	148	3/4" BSPP	-700	2270	18165
-		HR5-R1M	HR	5	R	1	M	NA	SURFACE	700	1200	18455
OP10		HR5-T2	HR	5	T	2		103	1" BSPP	0	2735	18775
-		HR5-B2	HR	5	B	2		104	1" BSPP	0	-65	18775
KU8		HR5-R2L	HR	5	R	2	L	105	3/4" BSPP	700	400	18775
IP19		HR5-L2L	HR	5	L	2	L	106	3/4" BSPP	-700	400	18775
OP11		HR5-R2M	HR	5	R	2	M	107	3/4" BSPP	700	1335	18775
IP20		HR5-L2M	HR	5	L	2	M	108	3/4" BSPP	-700	1335	18775
IP22		HR5-R2U	HR	5	R	2	U	109	3/4" BSPP	700	2270	18775
IP21		HR5-L2U	HR	5	L	2	U	110	3/4" BSPP	-700	2270	18775
TC22		HR5-R4M	HR	5	R	4	M	111	11/4" BSPP	700	1335	19375
-		HR5-L4M	HR	5	L	4	M	112	11/4" BSPP	-700	1335	19375
TC23		HR6-R1M	HR	6	R	1	M	113	3/4" BSPP	700	1335	19985
IP23		HR6-L1M	HR	6	L	1	M	114	3/4" BSPP	-700	1335	19985
-		HR6-T3	HR	6	T	3		115	1" BSPP	0	2735	20575
-		HR6-B3	HR	6	B	3		116	3/4" BSPP	0	-65	20575
KU9		HR6-R3L	HR	6	R	3	L	117	3/4" BSPP	700	400	20575
-		HR6-L3L	HR	6	L	3	L	118	3/4" BSPP	-700	400	20575
-		HR6-R3M	HR	6	R	3	M	119	11/4" BSPP	700	1335	20575
-		HR6-L3M	HR	6	L	3	M	120	11/4" BSPP	-700	1335	20575
-		HR6-R3U	HR	6	R	3	U	121	3/4" BSPP	700	2270	20575
-		HR6-L3U	HR	6	L	3	U	122	3/4" BSPP	-700	2270	20575
-		HR6-B5	HR	6	B	5		123	1" BSPP	0	-65	21165
TC24		HR6-R5L	HR	6	R	5	L	124	3/4" BSPP	700	400	21165
KU10		HR6-L5L	HR	6	L	5	L	125	3/4" BSPP	-700	400	21165
-		HR6-R5M	HR	6	R	5	M	126	3/4" BSPP	700	1335	21165
-		HR6-L5M	HR	6	L	5	M	127	3/4" BSPP	-700	1335	21165
TC25		HR6-R5U	HR	6	R	5	U	128	3/4" BSPP	700	2270	21165
-		HR6-L5U	HR	6	L	5	U	129	3/4" BSPP	-700	2270	21165
-		EP-1L	EP			1	L	130	1" BSPP	650	-15	21330
-		EP-2L	EP			2	L	131	1" BSPP	0	-15	21330
-		EP-3L	EP			3	L	132	1" BSPP	-650	-15	21330
-		EP-1M	EP			1	M	133	1" BSPP	250	1335	21330
-		EP-2M	EP			2	M	134	1" BSPP	-250	1335	21330
-		EP-1U	EP			1	U	135	3/4" BSPP	0	2270	21330

